


BLACKLINES

PRACTICE BOOK



BRIDGES IN MATHEMATICS

1

Donna Burk



The MATH LEARNING CENTER



B1PB-B

The pages in this Practice Book can be assigned in order to provide practice with key skills during each unit of the Bridges in Mathematics curriculum. The pages can also be used with other elementary math curricula. If you are using this Practice Book with another curriculum, use the tables of pages grouped by skill (iii–vi) to assign pages based on the skills they address, rather than in order by page number.

Bridges in Mathematics Grade 1 Practice Book Blacklines

The Math Learning Center, PO Box 12929, Salem, Oregon 97309. Tel. 1 800 575–8130.

© 2009 by The Math Learning Center

All rights reserved.

Prepared for publication on Macintosh Desktop Publishing system.

Printed in the United States of America.

QP917 P0110


The Math Learning Center grants permission to classroom teachers to reproduce blackline masters in appropriate quantities for their classroom use.

Bridges in Mathematics is a standards-based K–5 curriculum that provides a unique blend of concept development and skills practice in the context of problem solving. It incorporates the Number Corner, a collection of daily skill-building activities for students.

The Math Learning Center is a nonprofit organization serving the education community. Our mission is to inspire and enable individuals to discover and develop their mathematical confidence and ability. We offer innovative and standards-based professional development, curriculum, materials, and resources to support learning and teaching. To find out more, visit us at www.mathlearningcenter.org.

Practice Books

The student blacklines in this packet are also available as a pre-printed student book.



Bridges Practice Books

Single Copy

B1PB

Pack of 10

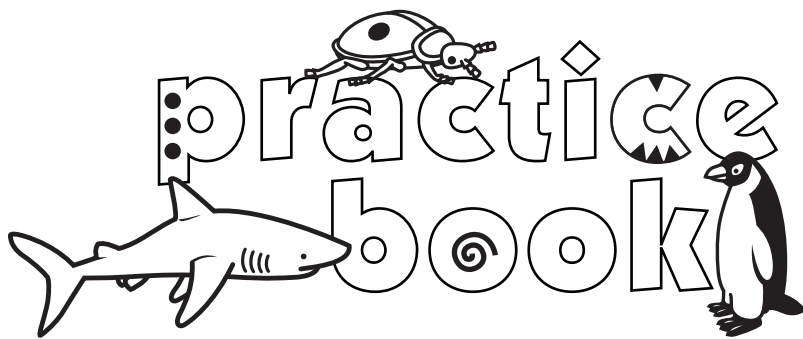
B1PB10

For pricing or to order please call 1 800 575-8130.



The MATH LEARNING CENTER

— www.mathlearningcenter.org —



Teacher Materials

Introduction	i
Practice Pages Grouped by Skill	iii
Answer Keys	
Unit One	vii
Unit Two	viii
Unit Three	x
Unit Four	xi
Unit Five	xiii
Unit Six	xiv

Unit One: Bugs Galore

Sorting, Graphing & Counting

Use anytime after Session 10

Numerals 0–12	1
How Many Bugs?	2
Count the Spots	3
Ladybug Problem	4
Ladybug & Spider Legs	5
Sort & Graph the Bugs	6

Use anytime after Session 20

Bugs Addition: “Counting On” +1 & +2	7
Ladybugs in the Grass	8
More Bug Problems	9
Sort & Graph the Buttons	10
Number Lines & Counting Patterns	11
Fact Families: 6’s	12

Unit Two: From Land to Sea

Understanding Addition & Subtraction

Use anytime after Session 12

Numerals, Words & Bugs	13
Adding Doubles & Neighbors	14
Adding Zero, One & Two	15
Counting Coins	16

Odds & Evens Make Seven	17
Bugs in the House Subtraction	18
Use anytime after Session 25	
Crabs Have Ten Legs & Two Eyes	19
Looking at Sea Stars: Counting by Fives	20
Fast Tens Addition	21
Fast Tens	22
More Counting Coins	23
Numerals to 20	24

Unit Three: Lobster Legs & Whale Tails Computation & Place Value

Use anytime after Session 10	
Crab & Sea Star Problems	25
Crab & Sea Star Challenge Problem	26
Coins from Sarah's Piggy Bank	27
Two Kinds of Clocks	28
Tuesday Afternoon Temperatures	29
Cubes on a Line	30
Use anytime after Session 21	
Make Ten Addition	31
Sums & Differences to Ten	32
Different Ways to Write Money Amounts	33
Hungry Shark Subtraction	34
Hungry Shark Subtraction: What's Missing?	35
Adding & Subtracting Tens on the Hundreds Grid	36

Unit Four: Penguins Measuring & Sorting

Use anytime after Session 10	
Doubles & Neighbors	37
More Doubles & Neighbors Addition	38
Bath Water & January Ocean Water Temperatures	39
Penguin Subtraction	40
Fast Nines & Fast Tens Addition	41
Comparing Penguin Heights	42
Use anytime after Session 17	
Penguin Families	43
A Penguin Problem	44
More Penguin Problems	45
Skip Counting by 2's	46
Penguin Challenge Problems	47
Determining Differences on a Number Line	48

Unit Five: Pattern Blocks, Polydrons & Paper Quilts

Exploring Geometry

Use anytime after Session 10

What's Missing?	49
Number Word Match	50
Adding & Subtracting	51
How Long Is It? Measuring with the Inchworm	52
Triangle Fact Families	53
Doubles & Halves: Addition & Subtraction	54

Use anytime after Session 20

Which Shape Does NOT Belong?	55
Ways to Make Nine	56
Capture the Coins & Count Your Coins	57
Polygons & Nonpolygons	58
Which Shape Is it? Riddles, page 1	59
Which Shape Is It? Riddles, page 2	60

Unit Six: My Little Farm Money, Place Value & Mapping

Use anytime after Session 7

A Farmer's Morning	61
A Farmer's Afternoon	62
Winter Farming: Buying Feed for the Animals	63
Fact Practice	64
North, South, East & West on the Farm	65
A Visit to Strawberry Farm	66

Use anytime after Session 12

Little Inchworm's Garden	67
Half Dollars	68
Horses, Land & Fences	69
Selling Your Farm Products	70
Computation on a Number Chart	71
Daily Milk Production	72

introduction

Bridges in Mathematics Grade 1 Practice Book Blacklines

There are 72 blacklines in this document, designed to provide first grade students with practice in key skill areas, including:

- reading and writing numerals to 100 and beyond
- number patterns (counting by 2's, 5's, and 10's)
- place value (counting by 10's and 1's; early 2-digit computation)
- addition and subtraction facts to 10
- fact strategies to 18
- measurement, money, time, and graphing
- problem solving

This set of blacklines also includes the following materials for the teacher:

- This introduction
- A complete listing of the student pages grouped by skill (see pages iii–vi)
- Answer Keys (see pages vii–xv)

Note *These teacher materials are not included in the bound student version of the Practice Book, which is sold separately.*

While the Practice Book pages are not integral to the Bridges Grade 1 program, they may help you better address the needs of some or all of your students, as well as the grade-level expectations in your particular state. The Practice Book pages may be assigned as seatwork or homework after Bridges sessions that don't include Home Connections. These pages may also serve as a source of:

- skill review
- informal paper-and-pencil assessment
- preparation for standardized testing
- differentiated instruction

Every set of 6 pages has been written to follow the instruction in roughly half a Bridges unit. Practice pages 1–6 can be used anytime after Unit One, Session 10; pages 7–12 can be used anytime after Unit One, Session 20; and so on. Recommended timings are noted at the top of each page. If you are using this Practice Book with another curriculum, use the following lists to assign pages based on the skills they address.

Certain pages have been marked with a Challenge icon. These pages may not be appropriate for all the students in your classroom; consider assigning them selectively.

Grade 1 Practice Book Pages Grouped by Skill

READING, WRITING & COUNTING TO 10		
Page Title	Page Number	Recommended Timing
Numerals 0–12	1	Anytime after Bridges, Unit 1, Session 10
How Many Bugs?	2	Anytime after Bridges, Unit 1, Session 10
Numerals, Words & Bugs	13	Anytime after Bridges, Unit 2, Session 12

READING, WRITING & COUNTING TO 20		
Page Title	Page Number	Recommended Timing
Count the Spots	3	Anytime after Bridges, Unit 1, Session 10
Numerals to 20	24	Anytime after Bridges, Unit 2, Session 25
Number Word Match	50	Anytime after Bridges, Unit 5, Session 10

READING, WRITING & COUNTING TO 100 & BEYOND		
Page Title	Page Number	Recommended Timing
Bath Water & January Ocean Water Temperatures	39	Anytime after Bridges, Unit 4, Session 10
Comparing Penguin Heights	42	Anytime after Bridges, Unit 4, Session 10
Horses, Land & Fences	69	Anytime after Bridges, Unit 6, Session 12
Selling Your Farm Products	70	Anytime after Bridges, Unit 6, Session 12
Computation on a Number Chart	71	Anytime after Bridges, Unit 6, Session 12
Daily Milk Production	72	Anytime after Bridges, Unit 6, Session 12

COUNTING PATTERNS: 2'S, 3'S, 5'S, 10'S		
Page Title	Page Number	Recommended Timing
Number Lines & Counting Patterns	11	Anytime after Bridges, Unit 1, Session 20
Adding Zero, One & Two	15	Anytime after Bridges, Unit 2, Session 12
Crabs Have Ten Legs & Two Eyes	19	Anytime after Bridges, Unit 2, Session 25
Looking at Sea Stars: Counting by Fives	20	Anytime after Bridges, Unit 2, Session 25
Fast Tens	22	Anytime after Bridges, Unit 2, Session 25
Cubes on a Line	30	Anytime after Bridges, Unit 3, Session 10
Adding & Subtracting Tens on the Hundreds Grid	36	Anytime after Bridges, Unit 3, Session 21
Penguin Families	43	Anytime after Bridges, Unit 4, Session 17
Skip Counting by 2's	46	Anytime after Bridges, Unit 4, Session 17

Grade 1 Practice Book Pages Grouped by Skill (cont.)

PLACE VALUE: COUNTING BY TENS & ONES/BEGINNING 2-DIGIT ADDITION & SUBTRACTION

Page Title	Page Number	Recommended Timing
Cubes on a Line	30	Anytime after Bridges, Unit 3, Session 10
Bath Water & January Ocean Water Temperatures	39	Anytime after Bridges, Unit 4, Session 10
Comparing Penguin Heights	42	Anytime after Bridges, Unit 4, Session 10
Determining Differences on a Number Line (challenge)	48	Anytime after Bridges, Unit 4, Session 17
Winter Farming: Buying Feed for the Animals	63	Anytime after Bridges, Unit 6, Session 7
Horses, Land & Fences	69	Anytime after Bridges, Unit 6, Session 12
Computation on a Number Chart	71	Anytime after Bridges, Unit 6, Session 12
Daily Milk Production	72	Anytime after Bridges, Unit 6, Session 12

ADDITION & SUBTRACTION FACTS TO 10

Page Title	Page Number	Recommended Timing
Fact Families: 6's	12	Anytime after Bridges, Unit 1, Session 20
Odds & Evens Make Seven	17	Anytime after Bridges, Unit 2, Session 12
Bugs in the House Subtraction	18	Anytime after Bridges, Unit 2, Session 12
Make Ten Addition	31	Anytime after Bridges, Unit 3, Session 21
Sums & Differences to Ten (challenge)	32	Anytime after Bridges, Unit 3, Session 21
Hungry Shark Subtraction	34	Anytime after Bridges, Unit 3, Session 21
Hungry Shark Subtraction: What's Missing?	35	Anytime after Bridges, Unit 3, Session 21
Penguin Subtraction	40	Anytime after Bridges, Unit 4, Session 10
Adding & Subtracting	51	Anytime after Bridges, Unit 5, Session 10
Triangle Fact Families	53	Anytime after Bridges, Unit 5, Session 10
Ways to Make Nine	56	Anytime after Bridges, Unit 5, Session 20
Fact Practice	64	Anytime after Bridges, Unit 6, Session 7

ADDITION & SUBTRACTION FACT STRATEGIES (INCLUDES FACTS TO 18)

Page Title	Page Number	Recommended Timing
Bugs Addition: "Counting On" +1 & +2	7	Anytime after Bridges, Unit 1, Session 20
Adding Doubles & Neighbors	14	Anytime after Bridges, Unit 2, Session 12
Adding Zero, One & Two (challenge)	15	Anytime after Bridges, Unit 2, Session 12
Fast Tens Addition	21	Anytime after Bridges, Unit 2, Session 25
Fast Tens	22	Anytime after Bridges, Unit 2, Session 25
Doubles & Neighbors	37	Anytime after Bridges, Unit 4, Session 10
More Doubles & Neighbors Addition	38	Anytime after Bridges, Unit 4, Session 10
Fast Nines & Fast Tens Addition	41	Anytime after Bridges, Unit 4, Session 10
Number Word Match	50	Anytime after Bridges, Unit 5, Session 10
Doubles & Halves: Addition & Subtraction	54	Anytime after Bridges, Unit 5, Session 10
Winter Farming: Buying Feed for the Animals	63	Anytime after Bridges, Unit 6, Session 7

Grade 1 Practice Book Pages Grouped by Skill (cont.)

SORTING & GRAPHING

Page Title	Page Number	Recommended Timing
Sort & Graph the Bugs	6	Anytime after Bridges, Unit 1, Session 10
Sort & Graph the Buttons	10	Anytime after Bridges, Unit 1, Session 20
Coins from Sarah's Piggy Bank	27	Anytime after Bridges, Unit 3, Session 10
Tuesday Afternoon Temperatures	29	Anytime after Bridges, Unit 3, Session 10

MONEY

Page Title	Page Number	Recommended Timing
Counting Coins	16	Anytime after Bridges, Unit 2, Session 12
More Counting Coins	23	Anytime after Bridges, Unit 2, Session 25
Coins from Sarah's Piggy Bank	27	Anytime after Bridges, Unit 3, Session 10
Different Ways to Write Money Amounts	33	Anytime after Bridges, Unit 3, Session 21
Capture the Coins & Count Your Coins	57	Anytime after Bridges, Unit 5, Session 20
Half Dollars	68	Anytime after Bridges, Unit 6, Session 12

TELLING TIME TO THE HOUR & THE HALF HOUR

Page Title	Page Number	Recommended Timing
Two Kinds of Clocks	28	Anytime after Bridges, Unit 3, Session 10
A Farmer's Morning	61	Anytime after Bridges, Unit 6, Session 7
A Farmer's Afternoon (challenge)	62	Anytime after Bridges, Unit 6, Session 7

MEASUREMENT (LENGTH IN U.S. CUSTOMRY UNITS)

Page Title	Page Number	Recommended Timing
Comparing Penguin Heights	42	Anytime after Bridges, Unit 4, Session 10
How Long Is It? Measuring with the Inchworm	52	Anytime after Bridges, Unit 5, Session 10
Little Inchworm's Garden	67	Anytime after Bridges, Unit 6, Session 12

GEOMETRY: SHAPES & MAPPING SKILLS

Page Title	Page Number	Recommended Timing
What's Missing?	49	Anytime after Bridges, Unit 5, Session 10
Which Shape Does Not Belong?	55	Anytime after Bridges, Unit 5, Session 20
Capture the Coins & Count Your Coins	57	Anytime after Bridges, Unit 5, Session 20
Polygons & Nonpolygons	58	Anytime after Bridges, Unit 5, Session 20
Which Shape Is It? Riddles, page 1	59	Anytime after Bridges, Unit 5, Session 20
Which Shape Is It? Riddles, page 2	60	Anytime after Bridges, Unit 5, Session 20
North, South, East & West on the Farm	65	Anytime after Bridges, Unit 6, Session 7
A Visit to Strawberry Farm	66	Anytime after Bridges, Unit 6, Session 7
Little Inchworm's Garden	67	Anytime after Bridges, Unit 6, Session 12

Grade 1 Practice Book Pages Grouped by Skill (cont.)

PROBLEM SOLVING		
Page Title	Page Number	Recommended Timing
Ladybug Problem	4	Anytime after Bridges, Unit 1, Session 10
Ladybug & Spider Legs (challenge)	5	Anytime after Bridges, Unit 1, Session 10
Ladybugs in the Grass	8	Anytime after Bridges, Unit 1, Session 20
More Bug Problems (challenge)	9	Anytime after Bridges, Unit 1, Session 20
Looking at Sea Stars: Counting by Fives	20	Anytime after Bridges, Unit 2, Session 25
Crab & Sea Star Problems	25	Anytime after Bridges, Unit 3, Session 10
Crab & Sea Star Challenge Problem (challenge)	26	Anytime after Bridges, Unit 3, Session 10
A Penguin Problem	44	Anytime after Bridges, Unit 4, Session 17
More Penguin Problems	45	Anytime after Bridges, Unit 4, Session 17
Penguin Challenge Problems (challenge)	47	Anytime after Bridges, Unit 4, Session 17
Winter Farming: Buying Feed for the Animals	63	Anytime after Bridges, Unit 6, Session 7
Horses, Land & Fences	69	Anytime after Bridges, Unit 6, Session 12
Selling Your Farm Products	70	Anytime after Bridges, Unit 6, Session 12
Computation on a Number Chart	71	Anytime after Bridges, Unit 6, Session 12
Daily Milk Production	72	Anytime after Bridges, Unit 6, Session 12

Grade 1 Practice Book Answer Keys



ANSWER KEY

Use after Unit One, Session 10

Page 1, Numerals 0–12

No key needed

Page 2, How Many Bugs?

1

five	5	5	5	5					
six	6	6	6	6					
seven	7	7	7	7					
eight	8	8	8	8					
nine	9	9	9	9					
ten	10	10	10	10					

- 2 a–c Students' work will vary.
d 3

Page 3, Count the Spots

- 1 No Key Needed
2 a 14
b 12
c 18
d 16
e 15
f 13
g 17
h 19

Page 4, Ladybug Problem

- 1 12 legs; students' work will vary.

Page 5, Ladybug & Spider Legs (Challenge)

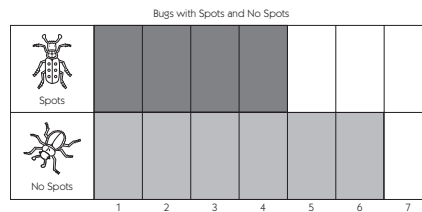
- 1 20 legs; students' work will vary.
2 3 ladybugs; students' work will vary.

Page 6, Sort & Graph the Bugs

1

A diagram showing various insects being sorted into two categories: 'Spots' and 'No Spots'. A box labeled 'Spots' contains a ladybug and a beetle. A box labeled 'No Spots' contains a spider, a grasshopper, a dragonfly, a cicada, and a frog. Lines connect the insects to their respective boxes.

2



Use after Unit One, Session 20

Page 7, Bugs Addition: "Counting On" +1 & +2

- 1 4
2 5
3 5
4 6
5 6
6 7

Page 8, Ladybugs in the Grass

- 1 3 ladybugs are hiding behind the rock.
There are 9 ladybugs altogether.
Students' work will vary.

Page 9, More Bug Problems (Challenge)

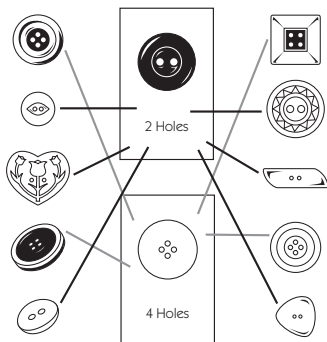
- 1 16 bugs; students' work will vary.
2 30 antennae; students' work will vary.



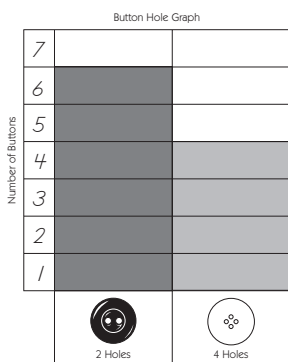
Use after Unit One, Session 20 (cont.)

Page 10, Sort & Graph the Buttons

1



2



Page 11, Number Lines & Counting Patterns

- 1 No key needed
- 2 **a** 12, 13, 15
b 40, 45, 50
c 12, 18, 22, 24
d 30, 40, 60, 70

Page 12, Fact Families: 6's

- 1 No key needed
- 2 **a** 6, 6, 6
6, 6, 6
3, 1, 2
b 3, 2, 6
4, 1, 5
3, 5, 2
- 3 (challenge) 60, 60, 10
50, 30, 20
20, 10, 20
20, 30, 0

Use after Unit Two, Session 12

Page 13, Numerals, Words & Bugs

- 1 No key needed
- 2 **a** 10 ten
b 5 five
c 3 three
d 9 nine
e 4 four
f 7 seven
g 6 six
h 2 two
i 1 one

Page 14, Adding Doubles & Neighbors

- 1 **a** 2
b 3
c 4
d 5
e 6
f 7
g 8
h 9
i 9
j 10
- 2 6, 7, 8
9, 10, 5
7, 5, 11

Page 15, Adding Zero, One & Two (Challenge)

- 1 2, 1, 2
2, 1, 1
2, 1, 2
5, 8, 7
3, 7, 6
9, 5, 8
- 2 30, 40, 60, 70
- 3 30, 40, 40, 30, 50, 80, 60
60, 90, 20, 60, 70, 100, 80

Page 16, Counting Coins

- 1 **a** 40¢
b 15¢
c 5¢
d 20¢
e 22¢
f 36¢



Use after Unit Two, Session 12 (cont.)

Page 17, Odds & Evens Make Seven

- a** $6 + 1 = 7$

b $4 + 3 = 7$

c $7 + 0 = 7$

d $2 + 5 = 7$

e $3 + 4 = 7$

f $6 + 1 = 7$
- 0, 3, 2

6, 5, 1

Page 18, Bugs in the House Subtraction

- 5, 4, 2

6, 0, 1

6, 6, 5

2, 4, 1
- 3, 2, 0, 3, 4, 0, 1

2, 3, 0, 2, 5, 4, 1

1, 1, 1, 2, 0, 0, 0

Use after Unit Two, Session 25

Page 19, Crabs Have Ten Legs & Two Eyes

- one, 10, 2
- two, 20, 4
- three, 30, 6
- four, 40, 8
- five, 50, 10
- six, 60, 12

Page 20, Looking at Sea Stars: Counting by Fives

- 5 arms, 10 arms, 15 arms, 20 arms, 25 arms
- a** 6 sea stars; students' work will vary.

b 35 arms; students' work will vary.
- 00, 05, 10, 15, 20, 25, 30, 35, 40, 45, 50, 55, 60

Page 21, Fast Tens Addition

- 18
- 12
- 16
- 14
- 11
- 15
- 17
- 13

Page 22, Fast Tens

- 12, 15, 19

10, 17, 14

18, 11, 13

16, 13, 17

18, 15, 10

11, 19, 16

14, 12, 20
- a** 12, 14, 15, 18, 19

b 30, 50, 60, 70, 90

c 20, 25, 35, 45, 50, 60, 65

d 12, 10, 7, 6, 4, 3, 2
- a** (challenge) Count by 2's

b (challenge) 7, 13, 15, 19, 21, 25, 29

Page 23, More Counting Coins

- 10, 20, 30, 40, and 50 should be circled on the grid.
- a** 24¢

b 41¢

c 15¢

d 33¢

e 51¢

Page 24, Numerals to 20

1

<i>11 11 11 eleven</i>	$\begin{array}{r} 10 \\ + 10 \\ \hline 20 \end{array}$
<i>12 12 12 twelve</i>	$\begin{array}{r} 10 \\ + 8 \\ \hline 18 \end{array}$
<i>13 13 13 thirteen</i>	$\begin{array}{r} 10 \\ + 3 \\ \hline 13 \end{array}$
<i>14 14 14 fourteen</i>	$\begin{array}{r} 10 \\ + 1 \\ \hline 11 \end{array}$
<i>15 15 15 fifteen</i>	$\begin{array}{r} 10 \\ + 7 \\ \hline 17 \end{array}$
<i>16 16 16 sixteen</i>	$\begin{array}{r} 10 \\ + 2 \\ \hline 12 \end{array}$
<i>17 17 17 seventeen</i>	
<i>18 18 18 eighteen</i>	
<i>19 19 19 nineteen</i>	
<i>20 20 20 twenty</i>	

- 10, 13, 15, 17, 19



Use after Unit Three, Session 10

Page 25, Crab & Sea Star Problems

- 95 arms and legs; students' work will vary.
- 11 sea stars; students' work will vary.

Page 26, Crab & Sea Star Challenge Problem (Challenge)

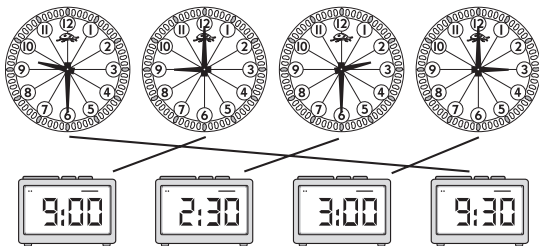
- Students' responses will vary. Examples:
 - 4 crabs and 1 sea star
 - 3 crabs and 3 sea stars
 - 2 crabs and 5 sea stars
 - 1 crab and 7 sea stars

Page 27, Coins from Sarah's Piggy Bank

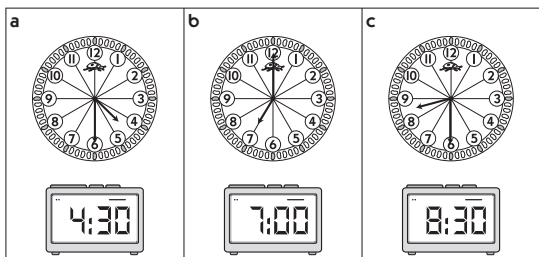
- 6 pennies
- 5 nickels
- pennies
- dimes
- (challenge) 71¢
- (challenge) Students' responses will vary. Examples:
 - Sarah has more pennies than nickels.
 - She has fewer dimes than nickels.
 - She has 15 coins in all.

Page 28, Two Kinds of Clocks

1



2



Page 29, Tuesday Afternoon Temperatures

- Students' responses will vary. Examples:
 - November 3 had the highest temperature.
 - It was 42° on November 10.
 - The lowest temperature was on November 24.
 - The temperature was higher on November 17 than November 24.

Page 30, Cubes on a Line

- 5
 - 15
 - 35
 - 40
 - 25
 - 20
 - 30
 - 10
- 5, 10, 20, 25, 30, 35

Use after Unit Three, Session 21

Page 31, Make Ten Addition

- $5 + 5 = 10$
 - $3 + 7 = 10$
 - $7 + 3 = 10$
 - $9 + 1 = 10$
 - $4 + 6 = 10$
 - $6 + 4 = 10$
- 4, 1, 3
2, 6, 5
1, 8, 6
10, 10, 10
4, 4, 1

Page 32, Sums & Differences to Ten (Challenge)

- 7, 4, 8
2, 10, 5
1, 9, 3
6, 0, 4
5, 1, 4



Use after Unit Three, Session 21 (cont.)

Page 32, Sums & Differences to Ten (cont.)

- 6, 8, 9
7, 4, 5
0, 2, 3
1, 10, 7
2, 9, 7
5, 6, 0

Page 33, Different Ways to Write Money

Amounts

- 15¢ or \$0.15
- 31¢ or \$0.31
- 18¢ or \$0.18
- 25¢ or \$0.25
- 22¢ or \$0.22
- 22¢ or \$0.22
- 27¢ or \$0.27
- 13¢ or \$0.13

Page 34, Hungry Shark Subtraction

- 6, 1
4, 7
5, 3
8, 2
9, 0

Page 35, Hungry Shark Subtraction: What's Missing?

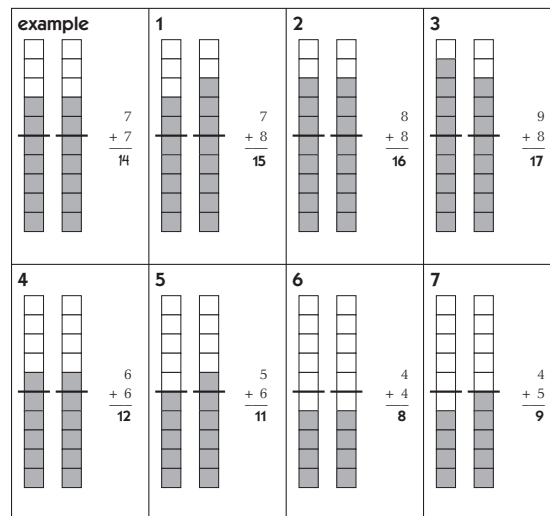
- 7, 4
6, 5
8, 4
6, 8
6, 10

Page 36, Adding & Subtracting Tens on the Hundreds Grid

- 73, 27, 46
35, 84, 48
69, 92, 57
- 31, 75, 15
87, 42, 21
45, 8, 86

Use after Unit Four, Session 10

Page 37, Doubles & Neighbors



Page 38, More Doubles & Neighbors Addition

- 6, 10, 4
8, 2, 0
12, 18, 16
14, 20, 8
- 7, 11, 5
9, 3, 1
13, 15, 17
- (challenge) 50, 51, 52
53, 54, 55
80, 40, 100, 60, 120, 140, 200
70, 50, 90, 110, 130, 500, 900

Page 39, Bath Water & January Ocean Water Temperatures

- 40° F; students' work will vary.
- 70° F; students' work will vary.

Page 40, Penguin Subtraction

- 3, 7, 1, 6
2, 4, 5, 0
8, 9, 10, 4
- 10, 4, 8
10, 9, 5
10, 10, 0
7, 6, 3



Use after Unit Four, Session 10 (cont.)

Page 41, Fast Nines & Fast Tens Addition

- 14
 - 13
 - 16
 - 15
 - 18
 - 17
- 10, 9
 - 13, 12
 - 11, 10
 - 17, 16
 - 12, 11
 - 15, 14
 - 19, 18
 - 14, 13
 - 16, 15
 - 18, 17
 - 7, 8

Page 42, Comparing Penguin Heights

- Emperor 45"
 - King 36"
 - Gentoo 30"
 - Chinstrap 28"
 - Rockhopper 18"
 - Little Blue 16"
- 15"; Students' work will vary.
- (challenge) Students' responses will vary.

Use after Unit Four, Session 17

Page 43, Penguin Families

- 3, 6, 9, 12, 15
- The numbers 3, 6, 9, 12, 15, 18, 21, 24, 27, 30, 33, 36, 39, 42, 45 and 48 will be filled in on the chart.

Page 44, A Penguin Problem

- There are 6 penguins in the water.
There are 18 penguins altogether.
Students' work will vary.

Page 45, More Penguin Problems

- There were 16 penguins in the water.
There were 24 penguins altogether.
Students' work will vary.

- There were 7 penguins in the water.
There were 21 penguins altogether.
Students' work will vary.

Page 46, Skip Counting by 2's

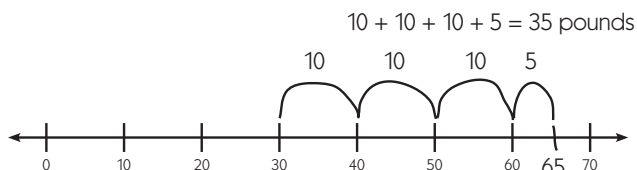
- 14, 18, 22, 26, 30, 34, 38, 42, 46, 50
 - 64, 68, 70, 74, 76, 80, 82
- 13, 17, 21, 25, 29, 33, 37, 41, 45, 49
 - 75, 77, 81, 83, 87, 91, 93
- 36, 46, 28
13, 19, 45

Page 47, Penguin Challenge Problems

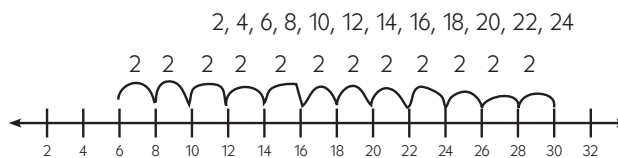
- (challenge) There were 27 penguins altogether.
Students' work will vary.
- (challenge) There were 18 Rockhopper Penguins.
Students' work will vary.

Page 48, Determining Differences on a Number Line (Challenge)

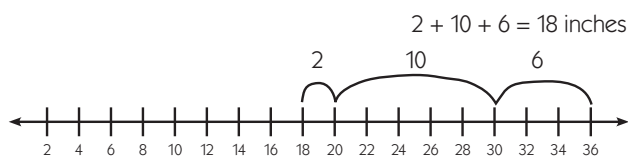
- Students' work will vary. Example:



- Students' work will vary. Example:



- Students' work will vary. Example:





Use after Unit Five, Session 10

Page 49, What's Missing?

1

Sunday	Monday	Tuesday	Wednesday	Thursday	Friday	Saturday
			1	2		
					3	4
5	6	7	8	9	10	11
12	13	14	15	16	17	18
19	20	21	22	23	24	25
26	27	28	29	30	31	

- 2 Oval
- 3 Circle
- 4 Triangle

Page 50, Number Word Match

1 $7 + 7 = 14$	eleven
2 $6 + 6 = 12$	twelve
3 $10 + 8 = 18$	thirteen
4 $6 + 7 = 13$	fourteen
5 $10 + 9 = 19$	fifteen
6 $8 + 8 = 16$	sixteen
	seventeen
	eighteen
	nineteen
	twenty

Page 51, Adding & Subtracting

- 1 10, 9, 10, 5, 10, 8
10, 7, 10, 9, 10, 7
9, 10, 10
- 2 7, 7, 0, 9, 6, 5
8, 4, 2, 3, 4, 0
6, 4, 1

- 3 a F
b T
c F
d T
e F
f T
g F
h F
i T
j F

Page 52, How Long Is It? Measuring with the Inchworm

- 1 a Students' responses will vary.
b Students' responses will vary.
c Students' responses will vary.
- 2 a 3 inches
b 4 inches
c 2 inches

Page 53, Triangle Fact Families

ex $3 + 5 = 8$ $8 - 5 = 3$ $5 + 3 = 8$ $8 - 3 = 5$	
1 $2 + 5 = 7$ $7 - 2 = 5$ $5 + 2 = 7$ $7 - 5 = 2$	
2 $4 + 5 = 9$ $9 - 4 = 5$ $5 + 4 = 9$ $9 - 5 = 4$	
3 $2 + 4 = 6$ $6 - 2 = 4$ $4 + 2 = 6$ $6 - 4 = 2$	
4 $7 + 3 = 10$ $10 - 7 = 3$ $3 + 7 = 10$ $10 - 3 = 7$	

Page 54, Doubles & Halves: Addition & Subtraction

- 1 8, 4, 20
10, 12, 2
6, 16, 22
14, 18, 24



Use after Unit Five, Session 10 (cont.)

Page 54, Doubles & Halves: Addition & Subtraction (cont.)

- 2 4, 6, 10
5, 9, 1
7, 3, 1
2, 8, 11
- 3 (challenge) 140, 180, 120, 400, 800, 600, 2000
60, 90, 70, 300, 200, 400, 1000

Use after Unit Five, Session 20

Page 55, Which Shape Does NOT Belong?

- 1 Students' responses will vary. Example:
I crossed out the sphere because it's the only one that's round.
- 2 Students' responses will vary. Example:
I crossed out the cube because it doesn't have any triangles in it.

Page 56, Ways to Make Nine

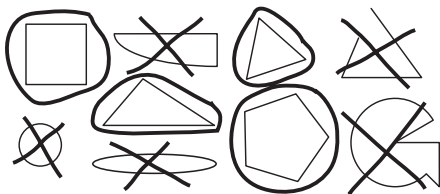
- 1 Students' responses will vary. Examples:
- a $9 - 5 = 4$
 - b $3 + 6 = 9$ or $9 - 3 = 6$
 - c $7 + 2 = 9$ or $9 - 7 = 2$
 - d $6 + 3 = 9$ or $9 - 6 = 3$
 - e $8 + 1 = 9$ or $9 - 8 = 1$
 - f $4 + 5 = 9$ or $9 - 4 = 5$
- 2 9, 9, 9, 9, 9, 9
4, 9, 6, 2, 7, 5

Page 57, Capture the Coins & Count Your Coins

- 1 5¢, 10¢, 1¢
5¢, 5¢, 10¢
1¢, 10¢, 10¢
- 2 I won 57¢. Students' work will vary.

Page 58, Polygons & Nonpolygons

- 1 a & b



Page 59, Which Shape Is it? Riddles, page 1

- 1 a Picture of a large trapezoid
b Polygon
- 2 a Picture of a small circle
b Nonpolygon

Page 60, Which Shape Is It? Riddles, page 2

- 1 a Rhombus
b Polygon
- 2 a Scalene Triangle
b Polygon
- 3 a Circle
b Nonpolygon
- 4 a Hexagon
b Polygon

Use after Unit Six, Session 7

Page 61, A Farmer's Morning

- 1 6:00
2 7:30
3 8:00
4 9:00
5 10:30
6 11:30

Page 62, A Farmer's Afternoon (Challenge)

- 1 One and a half hours; students' work will vary.
2 One hour and 45 minutes; students' work will vary.

Page 63, Winter Farming: Buying Feed for the Animals

- 1 4, 40, 80
6, 60, 120
8, 80, 160
10, 100, 200
12, 120, 240
- 2 a \$80; students' work will vary.
b (challenge) \$320; students' work will vary.

Page 64, Fact Practice

- 1 10, 9, 10, 5, 10, 8, 4
10, 7, 10, 9, 10, 7, 10
6, 10, 10



Use after Unit Six, Session 7 (cont.)

Page 64, Fact Practice (cont.)

- 1, 10, 4, 9, 6, 5, 1
8, 4, 1, 1, 3, 0, 1
2, 2, 1
- Students' responses will vary.

Page 65, North, South, East & West on the Farm

- West
- South
- South
- East

Page 66, A Visit to Strawberry Farm

- Berry Field
- Apple Orchard
- North
- West

Use after Unit Six, Session 12

Page 67, Little Inchworm's Garden

- Students' responses will vary.
- 2", North
 - 3", East
 - 4", East
 - 4", (2" South and 2" East) OR 12", (6" East, 1" South, 4" West, and 1" South)
 - (challenge) 6", (1" North, 4" East, and 1" North) OR 10", (2" West, 2" North, and 6" East)

Page 68, Half Dollars

- 50 pennies
- 10 nickels; students' work will vary.
- 5 dimes; students' work will vary.
- 2 quarters; students' work will vary.
- 1 quarter, 2 dimes and 1 nickel OR 1 quarter, 1 dime, and 3 nickels
 - 4 dimes and 2 nickels OR 3 dimes and 4 nickels
 - 3 dimes, 3 nickels and 5 pennies OR 4 dimes, 1 nickel and 5 pennies OR 4 dimes and 2 nickels

Page 69, Horses, Land & Fences

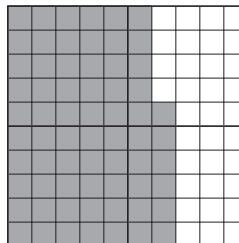
- \$168; students' work will vary.
- \$156; students' work will vary.

Page 70, Selling Your Farm Products

- 24 eggs; students' work will vary.
- 48 eggs; students' work will vary.
- 25¢, 50¢, 75¢, \$1.00

Page 71, Computation on a Number Chart

- The way in which students color in the grid may vary, but they should color in a total of 66 squares.
Example:




- \$66

Page 72, Daily Milk Production

- 25 gallons
50 gallons
75 gallons
100 gallons
- 150 gallons; students' work will vary.
 - 200 gallons; students' work will vary.

practice book



NAME _____

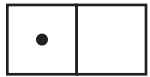
DATE _____

Numerals 0–12

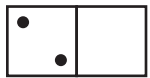
Trace the words and numerals.



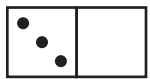
zero zero 0 0 0 0



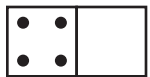
one one 1 1 1 1




two two 2 2 2 2




three three 3 3 3 3



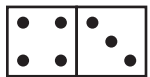
four four 4 4 4 4




five five 5 5 5 5




six six 6 6 6 6




seven seven 7 7 7 7



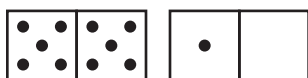
eight eight 8 8 8 8




nine nine 9 9 9 9



ten ten 10 10 10



eleven eleven 11 11 11



twelve twelve 12 12 12

NAME _____

DATE _____

How Many Bugs?

1 Trace the words and numerals. Then draw a line to the matching set.

five 5 5 5









six 6 6 6










seven 7 7 7






eight 8 8 8











nine 9 9 9








ten 10 10 10







				
				

2 Follow the instructions below.

a Color 4 boxes red for ladybugs.

b Color 3 boxes black for spiders.

c Color the rest of the boxes orange for butterflies.

d How many boxes did you color orange?

NAME _____

DATE _____

Count the Spots

1 Trace each numeral.

11

12

13

14

15

16




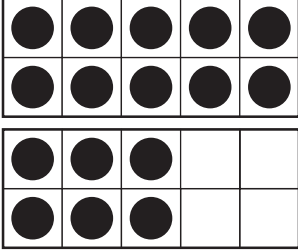


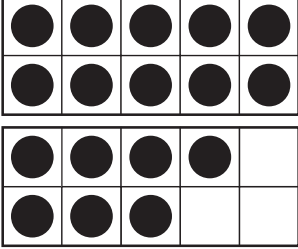

17

18

19

20

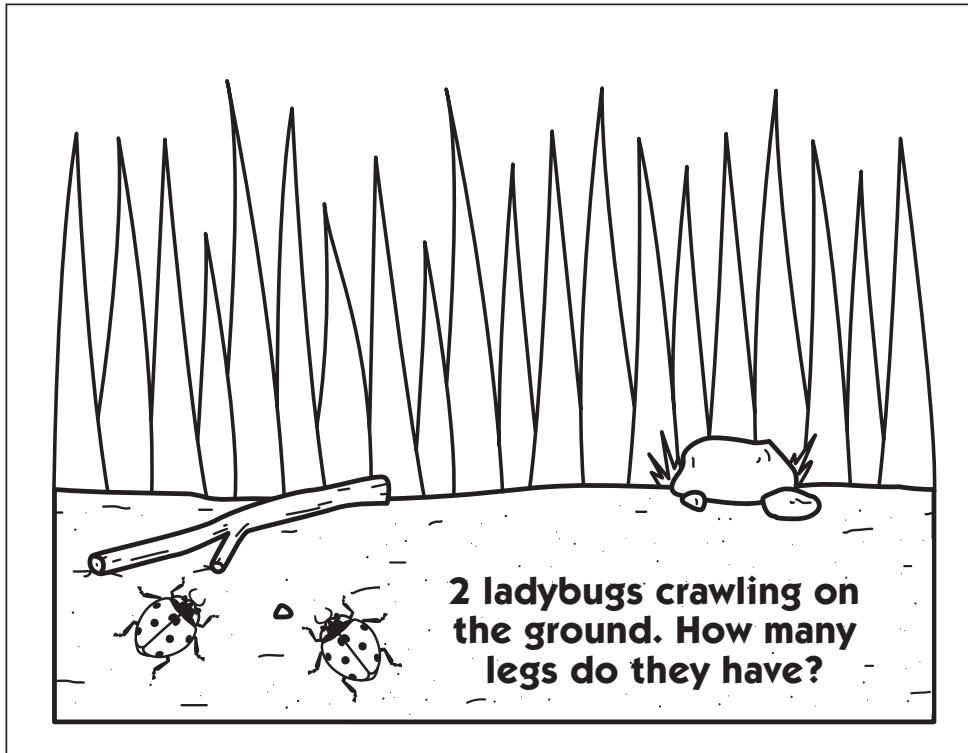
2 How many spots?

<p>a</p>  <p>14</p>	<p>b</p> 	<p>c</p> 	<p>d</p> 
<p>e</p> 	<p>f</p> 	<p>g</p> 	<p>h</p> 

NAME _____

DATE _____

Ladybug Problem



1 Use pictures, numbers and words to show how you solve the problem:

There are _____ legs.

NAME _____

DATE _____

Ladybug & Spider Legs



CHALLENGE

Use pictures, numbers and words to show how you solve these problems.

1 There were two ladybugs  and one spider  in the garden.
How many legs?

There are _____ legs.

2 18 legs, how many ladybugs?





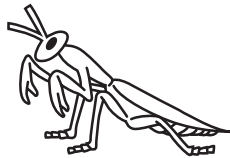

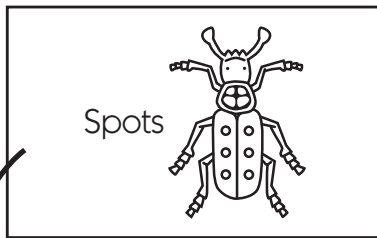
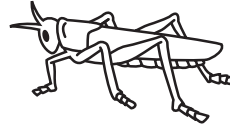


There are _____ ladybugs.

NAME _____

DATE _____



Sort & Graph the Bugs

1 Draw a black line from each bug with spots to the Spots card. Draw a red line from each bug without spots to the No Spots cards.



2 Count how many spots and no spots bugs you have. Color a box on the graph below for each of those bugs.

Bugs with Spots and No Spots

 Spots							
 No Spots							
	1	2	3	4	5	6	7

NAME _____ DATE _____

Bugs Addition "Counting On" +1 & +2

Solve the problems and write the answers:

1

$\begin{array}{r} 3 \\ + 1 \\ \hline \end{array}$	
---	--

2

$\begin{array}{r} 3 \\ + 2 \\ \hline \end{array}$	
---	--

3

$\begin{array}{r} 4 \\ + 1 \\ \hline \end{array}$	
---	--

4

$\begin{array}{r} 4 \\ + 2 \\ \hline \end{array}$	
---	--

5

$\begin{array}{r} 5 \\ + 1 \\ \hline \end{array}$	
---	--


6

$\begin{array}{r} 5 \\ + 2 \\ \hline \end{array}$	
---	--

NAME _____

DATE _____

Ladybugs in the Grass



1 Use pictures, numbers and words to show how you solve the problem:

There are _____ ladybugs hiding behind the rock.

There are _____ ladybugs altogether.

NAME _____

DATE _____

More Bug Problems



CHALLENGE

Use pictures, numbers and words to show how you solve these problems.

1 7 ladybugs  7 spiders  2 beetles 

How many bugs in all?

There are _____ bugs in all.

2 7 ladybugs , 8 beetles . How many antennae?

There are _____ antennae.

NAME _____

DATE _____

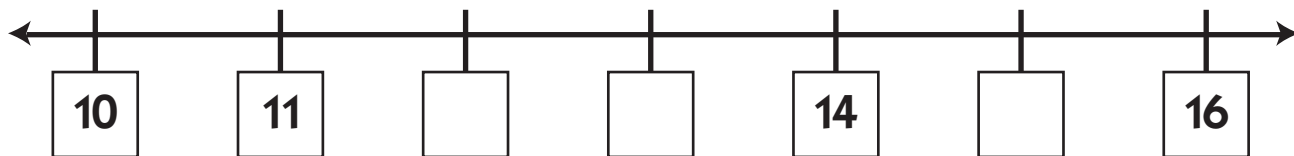
Number Lines & Counting Patterns

1 Practice writing each numeral twice.

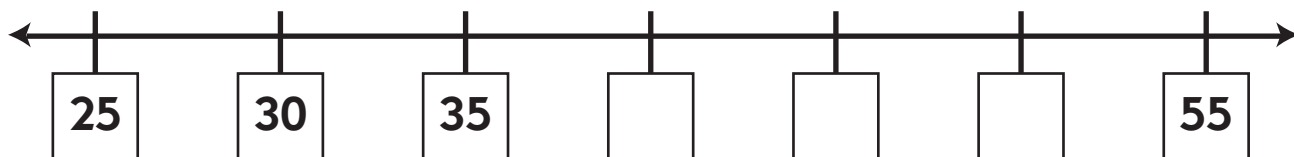
0	1	2	3	4	5	6	7	8	9

2 Fill in the missing numbers on each number line below.

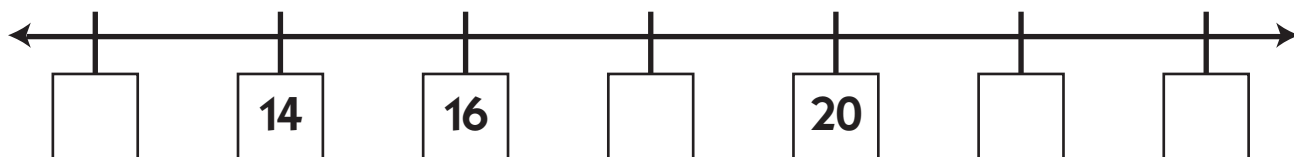
a Count by ones.



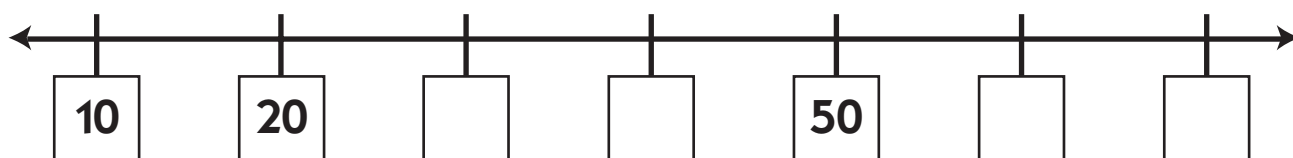
b Count by fives.



c Count by twos.



d Count by tens.



NAME _____

DATE _____

Fact Families 6's

1 Trace the word and write it again 4 times.

6 six six

2 Fill in the answers for each of the problems.

a Add.

$3 + 3 = \underline{\quad}$

$2 + 4 = \underline{\quad}$

$1 + 5 = \underline{\quad}$

$0 + 6 = \underline{\quad}$

$4 + 2 = \underline{\quad}$

$5 + 1 = \underline{\quad}$

$3 + \underline{\quad} = 6$

$5 + \underline{\quad} = 6$

$4 + \underline{\quad} = 6$

b Subtract.

$6 - 3 = \underline{\quad}$

$6 - 4 = \underline{\quad}$

$6 - 0 = \underline{\quad}$

$6 - 2 = \underline{\quad}$

$6 - 5 = \underline{\quad}$

$6 - 1 = \underline{\quad}$

$6 - \underline{\quad} = 3$

$6 - \underline{\quad} = 1$

$6 - \underline{\quad} = 4$



CHALLENGE

3 Fill in the missing numbers in the equations below.

$30 + 30 = \underline{\quad}$

$20 + 40 = \underline{\quad}$

$50 + \underline{\quad} = 60$

$10 + \underline{\quad} = 60$

$30 + \underline{\quad} = 60$

$40 + \underline{\quad} = 60$

$20 + \underline{\quad} + 20 = 60$

$40 + \underline{\quad} + 10 = 60$

$40 + 0 + \underline{\quad} = 60$

$30 + 10 + \underline{\quad} = 60$

$10 + 20 + \underline{\quad} = 60$

$50 + 10 + \underline{\quad} = 60$

NAME _____

DATE _____

Numerals, Words & Bugs

1 Trace the numerals and the number words.

0 zero	4 four	8 eight
1 one	5 five	9 nine
2 two	6 six	10 ten
3 three	7 seven	11 eleven

2 How many bugs in each frame? Write the numeral and the number word.


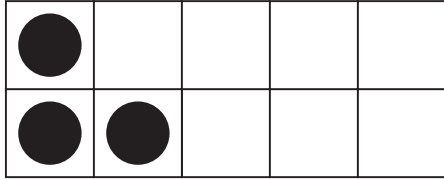


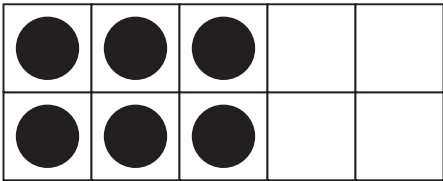





<p>a</p> <table border="1"> <tr> <td></td><td></td><td></td><td></td><td></td> </tr> <tr> <td></td><td></td><td></td><td></td><td></td> </tr> </table> <p>10 ten</p>											<p>b</p> <table border="1"> <tr> <td></td><td></td><td></td><td></td><td></td> </tr> <tr> <td></td><td></td><td></td><td></td><td></td> </tr> </table>											<p>c</p> <table border="1"> <tr> <td></td><td></td><td></td><td></td><td></td> </tr> <tr> <td></td><td></td><td></td><td></td><td></td> </tr> </table>										
<p>d</p> <table border="1"> <tr> <td></td><td></td><td></td><td></td><td></td> </tr> <tr> <td></td><td></td><td></td><td></td><td></td> </tr> </table>											<p>e</p> <table border="1"> <tr> <td></td><td></td><td></td><td></td><td></td> </tr> <tr> <td></td><td></td><td></td><td></td><td></td> </tr> </table>											<p>f</p> <table border="1"> <tr> <td></td><td></td><td></td><td></td><td></td> </tr> <tr> <td></td><td></td><td></td><td></td><td></td> </tr> </table>										
<p>g</p> <table border="1"> <tr> <td></td><td></td><td></td><td></td><td></td> </tr> <tr> <td></td><td></td><td></td><td></td><td></td> </tr> </table>											<p>h</p> <table border="1"> <tr> <td></td><td></td><td></td><td></td><td></td> </tr> <tr> <td></td><td></td><td></td><td></td><td></td> </tr> </table>											<p>i</p> <table border="1"> <tr> <td></td><td></td><td></td><td></td><td></td> </tr> <tr> <td></td><td></td><td></td><td></td><td></td> </tr> </table>										

NAME _____

DATE _____

Adding Doubles & Neighbors

1 Solve the problems below.

<p>a</p> $\begin{array}{r} 1 \\ + 1 \\ \hline \end{array}$ 	<p>b</p> $\begin{array}{r} 1 \\ + 2 \\ \hline \end{array}$ 
<p>c</p> $\begin{array}{r} 2 \\ + 2 \\ \hline \end{array}$ 	<p>d</p> $\begin{array}{r} 2 \\ + 3 \\ \hline \end{array}$ 
<p>e</p> $\begin{array}{r} 3 \\ + 3 \\ \hline \end{array}$ 	<p>f</p> $\begin{array}{r} 3 \\ + 4 \\ \hline \end{array}$ 
<p>g</p> $\begin{array}{r} 4 \\ + 4 \\ \hline \end{array}$ 	<p>h</p> $\begin{array}{r} 4 \\ + 5 \\ \hline \end{array}$ 
<p>i</p> $\begin{array}{r} 5 \\ + 4 \\ \hline \end{array}$ 	<p>j</p> $\begin{array}{r} 5 \\ + 5 \\ \hline \end{array}$ 

2 Fill in the blank.

$3 + 3 = \underline{\quad}$

$3 + 4 = \underline{\quad}$

$4 + 4 = \underline{\quad}$

$5 + 4 = \underline{\quad}$

$5 + 5 = \underline{\quad}$

$2 + 3 = \underline{\quad}$

$4 + 3 = \underline{\quad}$

$3 + 2 = \underline{\quad}$

$5 + 6 = \underline{\quad}$

NAME _____

DATE _____

Adding Zero, One & Two



CHALLENGE

1 Solve the addition problems.

$4 + \underline{\quad} = 6$

$4 + \underline{\quad} = 5$

$3 + \underline{\quad} = 5$

$1 + \underline{\quad} = 3$

$5 + \underline{\quad} = 6$

$3 + \underline{\quad} = 4$

$4 + \underline{\quad} = 6$

$2 + \underline{\quad} = 3$

$2 + \underline{\quad} = 4$

$\underline{\quad} + 1 = 6$

$\underline{\quad} + 2 = 10$

$\underline{\quad} + 0 = 7$

$\underline{\quad} + 2 = 5$

$\underline{\quad} + 1 = 8$

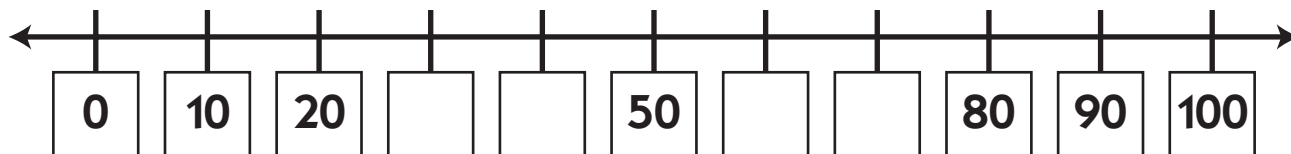
$\underline{\quad} + 0 = 6$

$\underline{\quad} + 0 = 9$

$\underline{\quad} + 2 = 7$

$\underline{\quad} + 1 = 9$

2 Count by 10's to fill in the missing numbers.



3 Solve the addition problems.

$$\begin{array}{r} 10 \\ + 20 \\ \hline \end{array}$$

$$\begin{array}{r} 20 \\ + 20 \\ \hline \end{array}$$

$$\begin{array}{r} 30 \\ + 10 \\ \hline \end{array}$$

$$\begin{array}{r} 30 \\ + 0 \\ \hline \end{array}$$

$$\begin{array}{r} 40 \\ + 10 \\ \hline \end{array}$$

$$\begin{array}{r} 60 \\ + 20 \\ \hline \end{array}$$

$$\begin{array}{r} 50 \\ + 10 \\ \hline \end{array}$$

$$\begin{array}{r} 40 \\ + 20 \\ \hline \end{array}$$

$$\begin{array}{r} 70 \\ + 20 \\ \hline \end{array}$$

$$\begin{array}{r} 10 \\ + 10 \\ \hline \end{array}$$

$$\begin{array}{r} 60 \\ + 0 \\ \hline \end{array}$$

$$\begin{array}{r} 50 \\ + 20 \\ \hline \end{array}$$

$$\begin{array}{r} 100 \\ + 0 \\ \hline \end{array}$$

$$\begin{array}{r} 70 \\ + 10 \\ \hline \end{array}$$

NAME _____

DATE _____

Counting Coins

Use the information below to help solve the problems.



dime
10 cents
10¢









nickel
5 cents
5¢



penny
1 cent
1¢

1 Write the value of the coins in each row.

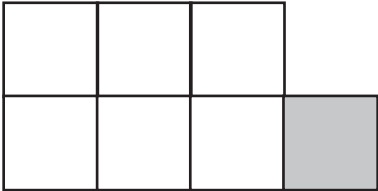

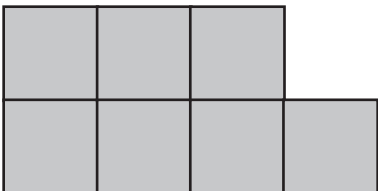
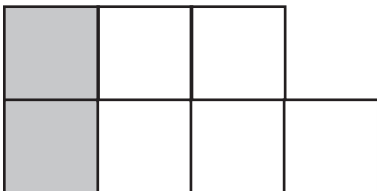

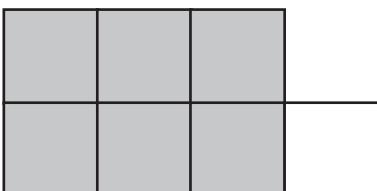
<p>a</p> 	<p>40¢</p>
<p>b</p> 	<p>¢</p>
<p>c</p> 	<p>¢</p>
<p>d</p> 	<p>¢</p>
<p>e</p> 	<p>¢</p>
<p>f</p> 	<p>¢</p>

NAME _____

DATE _____

Odds & Evens Make Seven

1 Write a number sentence to go with each picture.

<p>a</p>  <p>$6 + 1 = 7$</p>	<p>b</p> 
<p>c</p> 	<p>d</p> 
<p>e</p> 	<p>f</p> 

2 Fill in the blanks.

$7 + \underline{\quad} = 7$

$4 + \underline{\quad} = 7$

$5 + \underline{\quad} = 7$

$1 + \underline{\quad} = 7$

$2 + \underline{\quad} = 7$

$6 + \underline{\quad} = 7$

NAME _____

DATE _____

Bugs in the House Subtraction

example a



$$6 - 4 = 2$$

example b



$$6 - 3 = 3$$

1 Fill in the blank.

$6 - \underline{\quad} = 1$

$6 - \underline{\quad} = 2$

$6 - \underline{\quad} = 4$

$6 - \underline{\quad} = 0$

$6 - \underline{\quad} = 6$

$6 - \underline{\quad} = 5$

$\underline{\quad} - 4 = 2$

$\underline{\quad} - 3 = 3$

$6 - 1 = \underline{\quad}$

$6 - 4 = \underline{\quad}$

$6 - 2 = \underline{\quad}$

$6 - 5 = \underline{\quad}$

2 Solve the subtraction problems.

$$\begin{array}{r} 5 \\ - 2 \\ \hline \end{array}$$

$$\begin{array}{r} 4 \\ - 2 \\ \hline \end{array}$$

$$\begin{array}{r} 1 \\ - 1 \\ \hline \end{array}$$

$$\begin{array}{r} 3 \\ - 0 \\ \hline \end{array}$$

$$\begin{array}{r} 5 \\ - 1 \\ \hline \end{array}$$

$$\begin{array}{r} 2 \\ - 2 \\ \hline \end{array}$$

$$\begin{array}{r} 3 \\ - 2 \\ \hline \end{array}$$

$$\begin{array}{r} 5 \\ - 3 \\ \hline \end{array}$$

$$\begin{array}{r} 4 \\ - 1 \\ \hline \end{array}$$

$$\begin{array}{r} 3 \\ - 3 \\ \hline \end{array}$$

$$\begin{array}{r} 3 \\ - 1 \\ \hline \end{array}$$

$$\begin{array}{r} 5 \\ - 0 \\ \hline \end{array}$$

$$\begin{array}{r} 4 \\ - 0 \\ \hline \end{array}$$

$$\begin{array}{r} 2 \\ - 1 \\ \hline \end{array}$$

$$\begin{array}{r} 1 \\ - 0 \\ \hline \end{array}$$

$$\begin{array}{r} 4 \\ - 3 \\ \hline \end{array}$$

$$\begin{array}{r} 5 \\ - 4 \\ \hline \end{array}$$

$$\begin{array}{r} 2 \\ - 0 \\ \hline \end{array}$$

$$\begin{array}{r} 5 \\ - 5 \\ \hline \end{array}$$






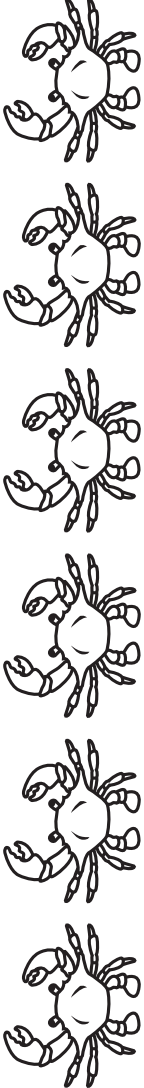
$$\begin{array}{r} 4 \\ - 4 \\ \hline \end{array}$$

$$\begin{array}{r} 0 \\ - 0 \\ \hline \end{array}$$

NAME _____ DATE _____

Crabs Have Ten Legs & Two Eyes

Write the correct number word for each row. Write the number of legs and eyes in the boxes.

1			10	legs	2	eyes
2				legs		eyes
3				legs		eyes
4				legs		eyes
5				legs		eyes
6				legs		eyes






- 1 2 3 4 5 6
 one two three four five six

NAME _____



DATE _____

Looking at Sea Stars Counting by Fives









1 Fill in the chart below

one		5 arms
two		arms
three		arms
four		arms
five		arms

2 Use pictures, numbers, and words to show how you solve the problems

<p>a  30 arms...</p> <p>How many sea stars?</p> <p>_____ sea stars</p>	<p>b  7 sea stars...</p> <p>How many arms?</p> <p>_____ arms</p>
---	---

3 Continue the counting by 5's pattern.





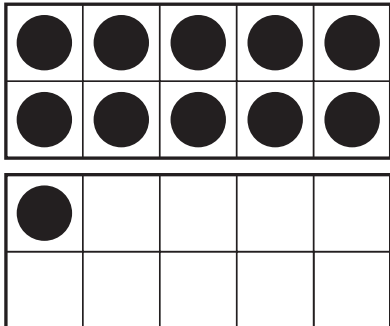


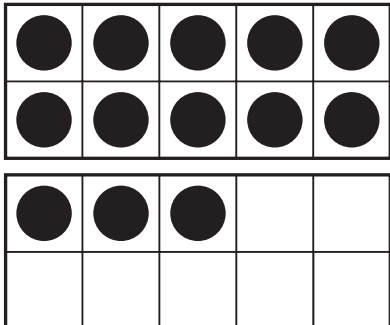
Tens	Ones
	
	
	
	

NAME _____

DATE _____

Fast Tens Addition

Fill in each answer below.

<p>1</p> $\begin{array}{r} 10 \\ + 8 \\ \hline \end{array}$ 	<p>2</p> $\begin{array}{r} 10 \\ + 2 \\ \hline \end{array}$ 
<p>3</p> $\begin{array}{r} 10 \\ + 6 \\ \hline \end{array}$ 	<p>4</p> $\begin{array}{r} 10 \\ + 4 \\ \hline \end{array}$ 
<p>5</p> $\begin{array}{r} 10 \\ + 1 \\ \hline \end{array}$ 	<p>6</p> $\begin{array}{r} 10 \\ + 5 \\ \hline \end{array}$ 
<p>7</p> $\begin{array}{r} 10 \\ + 7 \\ \hline \end{array}$ 	<p>8</p> $\begin{array}{r} 10 \\ + 3 \\ \hline \end{array}$ 

NAME _____

DATE _____

Fast Tens

1 Write the answer to each problem:

$10 + 2 = \underline{\quad}$

$10 + 5 = \underline{\quad}$

$10 + 9 = \underline{\quad}$

$10 + 0 = \underline{\quad}$

$10 + 7 = \underline{\quad}$

$10 + 4 = \underline{\quad}$

$10 + 8 = \underline{\quad}$

$10 + 1 = \underline{\quad}$

$10 + 3 = \underline{\quad}$

$10 + 6 = \underline{\quad}$

$3 + 10 = \underline{\quad}$

$7 + 10 = \underline{\quad}$

$8 + 10 = \underline{\quad}$

$5 + 10 = \underline{\quad}$

$0 + 10 = \underline{\quad}$

$1 + 10 = \underline{\quad}$

$9 + 10 = \underline{\quad}$

$6 + 10 = \underline{\quad}$

$4 + 10 = \underline{\quad}$

$2 + 10 = \underline{\quad}$

$10 + 10 = \underline{\quad}$

2 Fill in the missing numbers.

a Count by 1's.

10, 11, _____, 13, _____, _____, 16, 17, _____, _____, 20

b Count by 10's.

10, 20, _____, 40, _____, _____, _____, 80, _____, 100

c Count by 5's.

5, 10, 15, _____, _____, 30, _____, 40 _____, _____, 55, _____, _____, 70

d Count backwards by 1's.

14, 13, _____, 11, _____, 9, 8, _____, _____, 5, _____, _____, _____, 1



CHALLENGE

3 Fill in the missing numbers.

a Count by _____ 's.

b 3, 5, _____, 9, 11, _____, _____, 17, _____, _____, 23, _____, 27 _____, 31

NAME _____

DATE _____

More Counting Coins

1 Circle the counting by tens numbers in the grid below. Use this grid to help you figure out the value of each group of coins below:

1	2	3	4	5	6	7	8	9	10
11	12	13	14	15	16	17	18	19	20
21	22	23	24	25	26	27	28	29	30
31	32	33	34	35	36	37	38	39	40
41	42	43	44	45	46	47	48	49	50



Dime

10 cents

10¢



Penny

1 cent

1¢

2 Write the total amount of money for each set:

a							¢
b							¢
c							¢
d							¢
e							¢

NAME _____

DATE _____

Numerals to 20

1 Trace the numerals and number words. Find the sum in each box. Draw lines to show the matches. You won't find a match for every number word.

11	11	11	eleven
12	12	12	twelve
13	13	13	thirteen
14	14	14	fourteen
15	15	15	fifteen
16	16	16	sixteen
17	17	17	seventeen
18	18	18	eighteen
19	19	19	nineteen
20	20	20	twenty

$$\begin{array}{r} 10 \\ + 10 \\ \hline 20 \end{array}$$

$$\begin{array}{r} 10 \\ + 8 \\ \hline \end{array}$$

$$\begin{array}{r} 10 \\ + 3 \\ \hline \end{array}$$

$$\begin{array}{r} 10 \\ + 1 \\ \hline \end{array}$$

$$\begin{array}{r} 10 \\ + 7 \\ \hline \end{array}$$

$$\begin{array}{r} 10 \\ + 2 \\ \hline \end{array}$$

2 Add.

$$\begin{array}{r} 10 \\ + 0 \\ \hline \end{array}$$

$$\begin{array}{r} 3 \\ + 10 \\ \hline \end{array}$$

$$\begin{array}{r} 10 \\ + 5 \\ \hline \end{array}$$

$$\begin{array}{r} 7 \\ + 10 \\ \hline \end{array}$$



$$\begin{array}{r} 9 \\ + 10 \\ \hline \end{array}$$

NAME _____

DATE _____

Crab & Sea Star Problems

Use pictures, numbers, and words to show how you solve the problems.

- 1 There were 7 crabs  and 5 sea stars .

How many arms and legs altogether?

There are _____ arms and legs altogether.

- 2  There were 55 arms. How many sea stars?

There are _____ sea stars.

NAME _____


DATE _____

Crab & Sea Star Challenge Problem




CHALLENGE


1 45 arms and legs. Some are crabs and some are sea stars. How many of each could there be? Find 4 different answers. Show your work.

















NAME _____

DATE _____

Coins from Sarah's Piggy Bank

Sarah made a graph about the coins in her piggy bank.

1 How many pennies does Sarah have?

2 How many nickels does Sarah have?

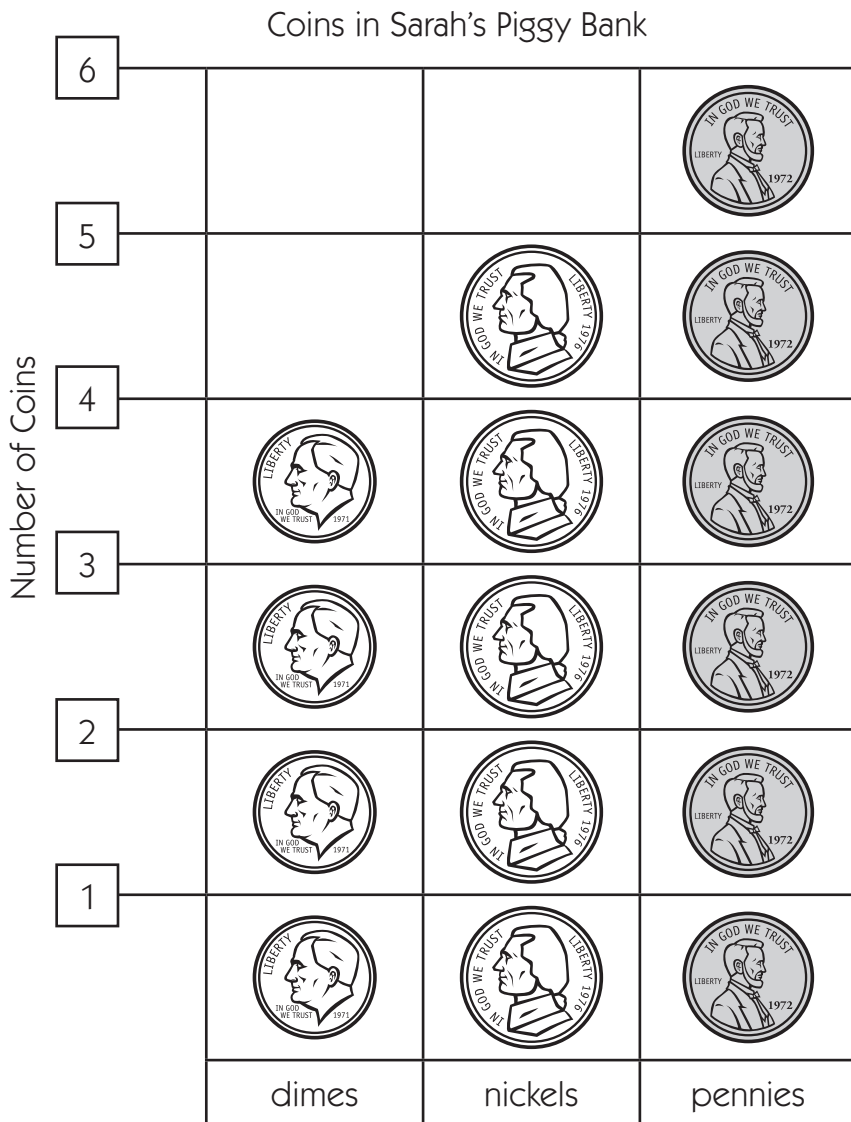
3 Which coin does Sarah have the most of?

4 Which coin does Sarah have the fewest of?



CHALLENGE

5 Count all the money on the graph. How much is there in all?



6 Write three observations about Sarah's coin collection:

NAME _____

DATE _____

Two Kinds of Clocks

1 Draw lines between the clocks that show the same time.

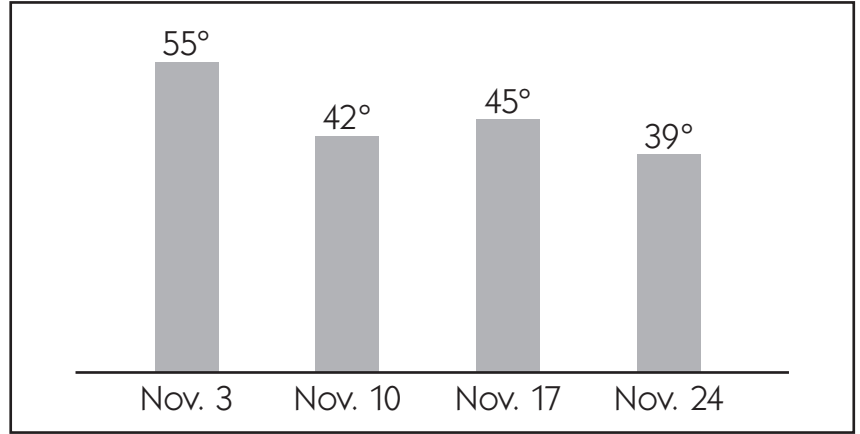

2 Draw the hour hand and minute hand to match the times below each clock:

<p>a</p>	<p>b</p>	<p>c</p>
-----------------	-----------------	-----------------

NAME _____

DATE _____

Tuesday Afternoon Temperatures

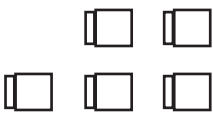
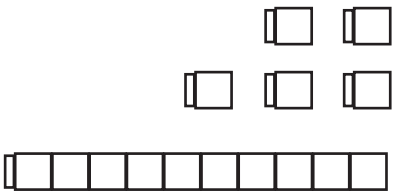
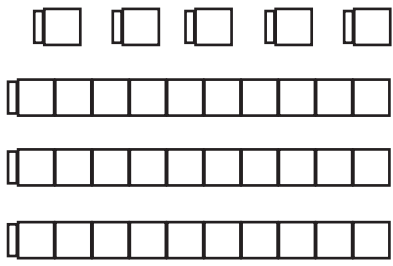

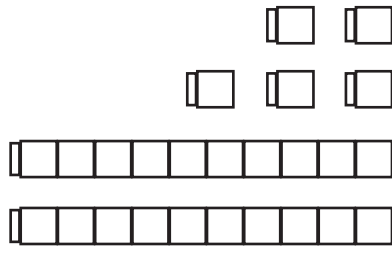
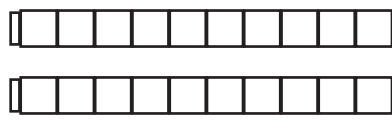

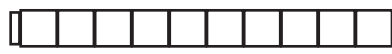


1 Mrs. Burk's students recorded the temperature at 2 PM every Tuesday in November. What do you notice about the temperatures? Write at least four observations.

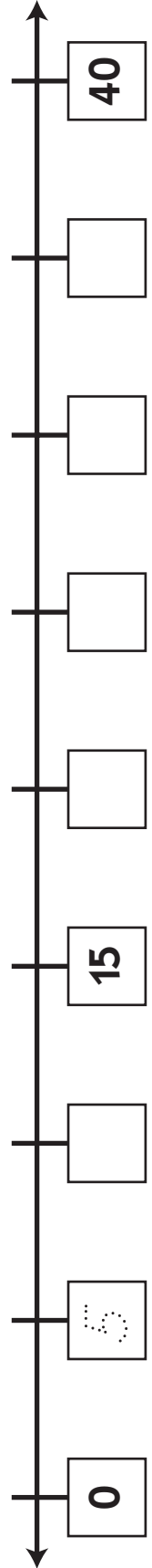
NAME _____ DATE _____

Cubes on a Line

1 Count the cubes in each group below. Write the number on the line.

<p>a <u>5</u></p> 	<p>b _____</p> 	<p>c _____</p> 	<p>d _____</p> 
<p>e _____</p> 	<p>f _____</p> 	<p>g _____</p> 	<p>h _____</p> 

2 Fill in the missing numbers on the number line. Use the numbers above to help you.

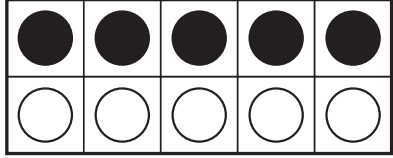
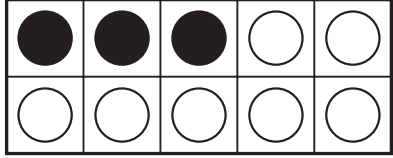
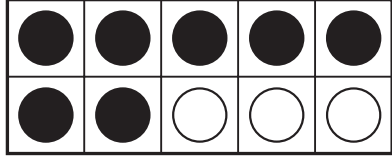

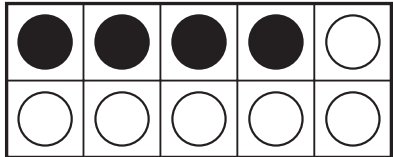
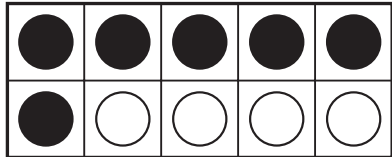


NAME _____

DATE _____

Make Ten Addition

1 Write an equation to match each ten frame.

<p>a</p>  $5 + 5 = 10$	<p>b</p> 	<p>c</p> 
<p>d</p> 	<p>e</p> 	<p>f</p> 

2 Solve each problem below.

$_____ + 6 = 10$

$_____ + 9 = 10$

$_____ + 7 = 10$

$_____ + 8 = 10$

$_____ + 4 = 10$

$_____ + 5 = 10$

$9 + _____ = 10$

$2 + _____ = 10$

$4 + _____ = 10$

$5 + 4 + 1 = _____$

$7 + 2 + 1 = _____$

$1 + 2 + 3 + 4 = _____$

$3 + 3 + _____ = 10$

$5 + 1 + _____ = 10$

$1 + 8 + _____ = 10$

NAME _____

DATE _____

Sums & Differences to Ten



CHALLENGE

1 Solve each addition problem below.

$3 + \underline{\quad} = 10$

$6 + \underline{\quad} = 10$

$2 + \underline{\quad} = 10$

$8 + \underline{\quad} = 10$

$0 + \underline{\quad} = 10$

$5 + \underline{\quad} = 10$

$9 + \underline{\quad} = 10$

$1 + \underline{\quad} = 10$

$7 + \underline{\quad} = 10$

$4 + \underline{\quad} = 10$

$10 + \underline{\quad} = 10$

$6 + \underline{\quad} = 10$

$2 + 3 + \underline{\quad} = 10$

$4 + 5 + \underline{\quad} = 10$

$4 + \underline{\quad} + 2 = 10$

2 Solve each subtraction problem below.

$10 - 4 = \underline{\quad}$

$10 - 2 = \underline{\quad}$

$10 - 1 = \underline{\quad}$

$10 - 3 = \underline{\quad}$

$10 - 6 = \underline{\quad}$

$10 - 5 = \underline{\quad}$

$10 - 10 = \underline{\quad}$

$10 - 8 = \underline{\quad}$

$10 - 7 = \underline{\quad}$

$10 - 9 = \underline{\quad}$

$10 - 0 = \underline{\quad}$

$10 - 3 = \underline{\quad}$

$10 - \underline{\quad} = 8$

$10 - \underline{\quad} = 1$

$10 - \underline{\quad} = 3$

$10 - \underline{\quad} = 5$

$10 - \underline{\quad} = 4$









$10 - \underline{\quad} = 10$

NAME _____

DATE _____

Different Ways to Write Money Amounts

Count the money in each box. Write the total in two different ways.

<p>1</p>  <p>_____ ¢ or \$0. _____</p>	<p>2</p>  <p>_____ ¢ or \$0. _____</p>
<p>3</p>  <p>_____ ¢ or \$0. _____</p>	<p>4</p>  <p>_____ ¢ or \$0. _____</p>
<p>5</p>  <p>_____ ¢ or \$0. _____</p>	<p>6</p>  <p>_____ ¢ or \$0. _____</p>
<p>7</p>  <p>_____ ¢ or \$0. _____</p>	<p>8</p>  <p>_____ ¢ or \$0. _____</p>


NAME _____

DATE _____


Hungry Shark Subtraction

1 Solve each problem.

$$\boxed{9} - \boxed{3} = \boxed{}$$




$$\boxed{9} - \boxed{8} = \boxed{}$$



$$\boxed{9} - \boxed{5} = \boxed{}$$



$$\boxed{9} - \boxed{2} = \boxed{}$$




$$\boxed{9} - \boxed{4} = \boxed{}$$




$$\boxed{9} - \boxed{6} = \boxed{}$$




$$\boxed{9} - \boxed{1} = \boxed{}$$




$$\boxed{9} - \boxed{7} = \boxed{}$$



$$\boxed{9} - \boxed{0} = \boxed{}$$



$$\boxed{9} - \boxed{9} = \boxed{}$$













NAME _____

DATE _____

Hungry Shark Subtraction What's Missing?

1 Fill in the empty box for each problem.

$\boxed{10} - \boxed{} = \boxed{3}$ 	$\boxed{8} - \boxed{} = \boxed{4}$ 
$\boxed{9} - \boxed{3} = \boxed{}$ 	$\boxed{10} - \boxed{} = \boxed{5}$ 
$\boxed{} - \boxed{6} = \boxed{2}$ 	$\boxed{9} - \boxed{} = \boxed{5}$ 
$\boxed{10} - \boxed{} = \boxed{4}$ 	$\boxed{} - \boxed{2} = \boxed{6}$ 
$\boxed{9} - \boxed{} = \boxed{3}$ 	$\boxed{} - \boxed{3} = \boxed{7}$ 

NAME _____

DATE _____

Adding & Subtracting Tens on the Hundreds Grid

Use the Hundreds Grid to help you find the sum or difference of each of the problems below:

1	2	3	4	5	6	7	8	9	10
11	12	13	14	15	16	17	18	19	20
21	22	23	24	25	26	27	28	29	30
31	32	33	34	35	36	37	38	39	40
41	42	43	44	45	46	47	48	49	50
51	52	53	54	55	56	57	58	59	60
61	62	63	64	65	66	67	68	69	70
71	72	73	74	75	76	77	78	79	80
81	82	83	84	85	86	87	88	89	90
91	92	93	94	95	96	97	98	99	100

1 Add.

$63 + 10 = \underline{\quad}$

$17 + 10 = \underline{\quad}$

$36 + 10 = \underline{\quad}$

$10 + 25 = \underline{\quad}$

$74 + 10 = \underline{\quad}$

$10 + 38 = \underline{\quad}$

$59 + 10 = \underline{\quad}$

$10 + 82 = \underline{\quad}$

$47 + 10 = \underline{\quad}$

2 Subtract.

$41 - 10 = \underline{\quad}$

$85 - 10 = \underline{\quad}$

$25 - 10 = \underline{\quad}$

$97 - 10 = \underline{\quad}$

$52 - 10 = \underline{\quad}$

$31 - 10 = \underline{\quad}$

$55 - 10 = \underline{\quad}$

$18 - 10 = \underline{\quad}$

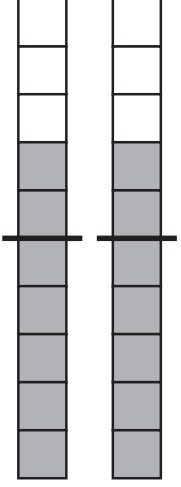
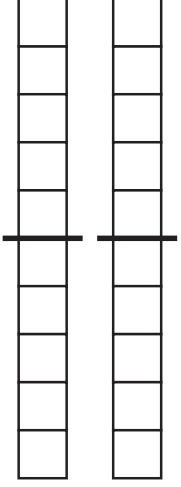
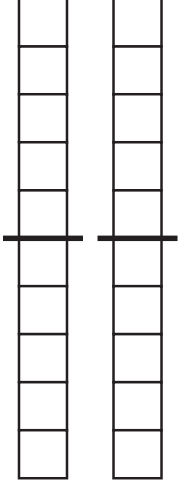
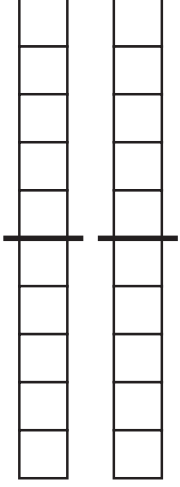
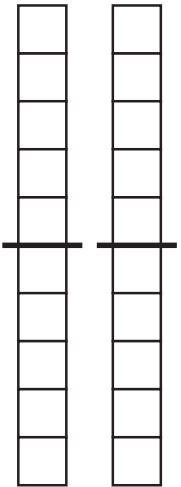
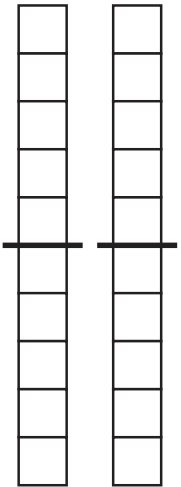
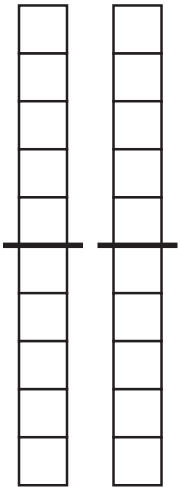
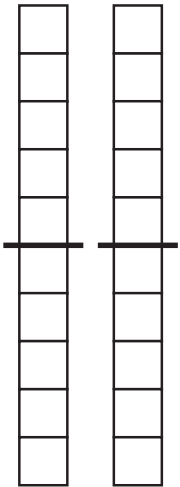
$96 - 10 = \underline{\quad}$

NAME _____

DATE _____

Doubles & Neighbors

Color the ten-strips to match each addition problem. Solve each equation.

<p>example</p>  $\begin{array}{r} 7 \\ + 7 \\ \hline 14 \end{array}$	<p>1</p>  $\begin{array}{r} 7 \\ + 8 \\ \hline \end{array}$	<p>2</p>  $\begin{array}{r} 8 \\ + 8 \\ \hline \end{array}$	<p>3</p>  $\begin{array}{r} 9 \\ + 8 \\ \hline \end{array}$
<p>4</p>  $\begin{array}{r} 6 \\ + 6 \\ \hline \end{array}$	<p>5</p>  $\begin{array}{r} 5 \\ + 6 \\ \hline \end{array}$	<p>6</p>  $\begin{array}{r} 4 \\ + 4 \\ \hline \end{array}$	<p>7</p>  $\begin{array}{r} 4 \\ + 5 \\ \hline \end{array}$

NAME _____

DATE _____

More Doubles & Neighbors Addition

1 Solve each doubles problem.

$3 + 3 = \underline{\quad}$

$5 + 5 = \underline{\quad}$

$2 + 2 = \underline{\quad}$

$4 + 4 = \underline{\quad}$

$1 + 1 = \underline{\quad}$

$0 + 0 = \underline{\quad}$

$6 + 6 = \underline{\quad}$

$9 + 9 = \underline{\quad}$

$8 + 8 = \underline{\quad}$

$7 + 7 = \underline{\quad}$

$10 + 10 = \underline{\quad}$

$4 + 4 = \underline{\quad}$

2 Solve each neighbors problem.

$3 + 4 = \underline{\quad}$

$5 + 6 = \underline{\quad}$

$2 + 3 = \underline{\quad}$

$4 + 5 = \underline{\quad}$

$1 + 2 = \underline{\quad}$

$0 + 1 = \underline{\quad}$

$6 + 7 = \underline{\quad}$

$7 + 8 = \underline{\quad}$

$8 + 9 = \underline{\quad}$



CHALLENGE

3 Solve each doubles or neighbors problem.

$25 + 25 = \underline{\quad}$

$25 + 26 = \underline{\quad}$

$26 + 26 = \underline{\quad}$

$26 + 27 = \underline{\quad}$

$27 + 27 = \underline{\quad}$

$27 + 28 = \underline{\quad}$

$$\begin{array}{r} 40 \\ +40 \\ \hline \end{array}$$

$$\begin{array}{r} 20 \\ +20 \\ \hline \end{array}$$

$$\begin{array}{r} 50 \\ +50 \\ \hline \end{array}$$

$$\begin{array}{r} 30 \\ +30 \\ \hline \end{array}$$

$$\begin{array}{r} 60 \\ +60 \\ \hline \end{array}$$

$$\begin{array}{r} 70 \\ +70 \\ \hline \end{array}$$

$$\begin{array}{r} 100 \\ +100 \\ \hline \end{array}$$

$$\begin{array}{r} 30 \\ +40 \\ \hline \end{array}$$

$$\begin{array}{r} 20 \\ +30 \\ \hline \end{array}$$

$$\begin{array}{r} 40 \\ +50 \\ \hline \end{array}$$

$$\begin{array}{r} 50 \\ +60 \\ \hline \end{array}$$

$$\begin{array}{r} 60 \\ +70 \\ \hline \end{array}$$

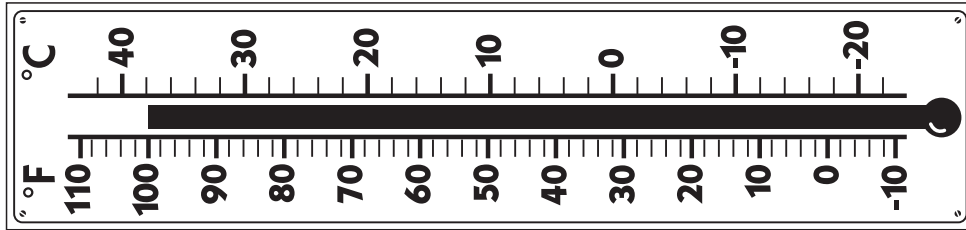
$$\begin{array}{r} 200 \\ +300 \\ \hline \end{array}$$

$$\begin{array}{r} 400 \\ +500 \\ \hline \end{array}$$

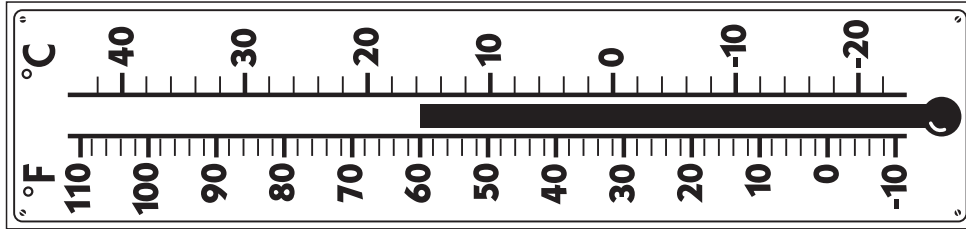
NAME _____
DATE _____

Bath Water & January Ocean Water Temperatures

1 Find the difference and show how you figured it out:

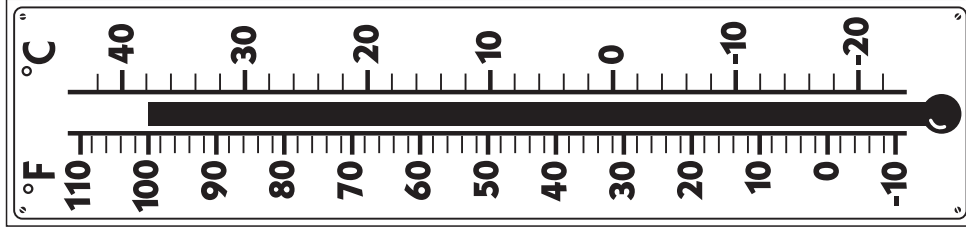


A Warm Bath

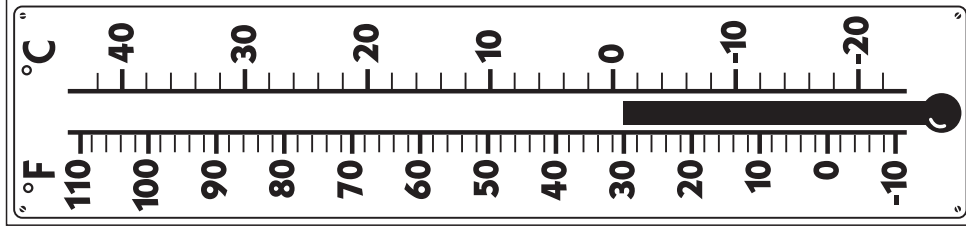


The Northern California Coast

2 Find the difference and show how you figured it out:



A Warm Bath















The Antarctic Ocean

NAME _____

DATE _____

Penguin Subtraction

1 Find the difference for each problem below:



2 Fill in the missing number.

$$\underline{\quad\quad} - 7 = 3$$

$$10 - \underline{\quad\quad} = 6$$

$$10 - \underline{\quad\quad} = 2$$

$$\underline{\quad\quad} - 4 = 6$$

$$10 - \underline{\quad\quad} = 1$$

$$10 - \underline{\quad\quad} = 5$$

$$\underline{\quad\quad} - 8 = 2$$

$$10 - \underline{\quad\quad} = 0$$

$$10 - \underline{\quad\quad} = 10$$

$$10 - \underline{\quad\quad} = 3$$

$$10 - \underline{\quad\quad} = 4$$


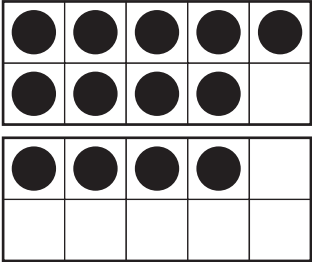




$$10 - \underline{\quad\quad} = 7$$

NAME _____

DATE _____

Fast Nines & Fast Tens Addition

1 Solve each problem below:

<p>a</p>  <p style="text-align: center;">$10 + 4 = \underline{\quad}$</p>	<p>b</p>  <p style="text-align: center;">$9 + 4 = \underline{\quad}$</p>
<p>c</p>  <p style="text-align: center;">$10 + 6 = \underline{\quad}$</p>	<p>d</p>  <p style="text-align: center;">$9 + 6 = \underline{\quad}$</p>
<p>e</p>  <p style="text-align: center;">$10 + 8 = \underline{\quad}$</p>	<p>f</p>  <p style="text-align: center;">$9 + 8 = \underline{\quad}$</p>

2 Fill in the blank.

$10 + 0 = \underline{\quad}$ $9 + 0 = \underline{\quad}$

$10 + 3 = \underline{\quad}$ $9 + 3 = \underline{\quad}$

$10 + 1 = \underline{\quad}$ $9 + 1 = \underline{\quad}$

$10 + 7 = \underline{\quad}$ $9 + 7 = \underline{\quad}$

$10 + 2 = \underline{\quad}$ $9 + 2 = \underline{\quad}$

$10 + 5 = \underline{\quad}$ $9 + 5 = \underline{\quad}$

$10 + 9 = \underline{\quad}$ $9 + 9 = \underline{\quad}$

$4 + 10 = \underline{\quad}$ $4 + 9 = \underline{\quad}$

$6 + 10 = \underline{\quad}$ $6 + 9 = \underline{\quad}$

$8 + 10 = \underline{\quad}$ $8 + 9 = \underline{\quad}$

$10 + \underline{\quad} = 17$ $9 + \underline{\quad} = 17$

NAME _____

DATE _____

Comparing Penguin Heights

Each square represents 1 inch.

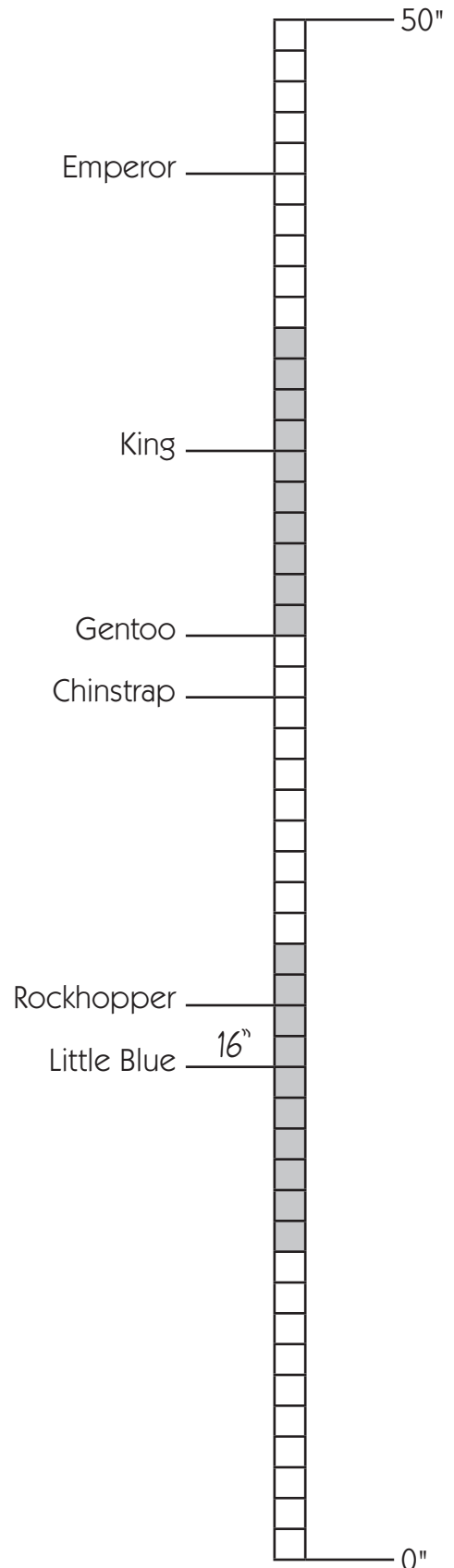
1 Figure out how many inches tall each kind of penguin is. Write the number of inches on the line beside each penguin's name.

2 How much taller is the Emperor penguin than the Gentoo penguin? Show how you figured it out.



CHALLENGE


3 How much taller are you than the Gentoo penguin? Show how you figured it out.



NAME _____ DATE _____

Penguin Families


1 How many penguins in each row?




one family




two families



three families



four families



five families


2 Fill in the counting by 3's numbers:

1	2		4	5		7	8		10
11		13	14		16	17		19	20
		22	23	25	26		28	29	
31	32		34	35		37	38		40
41			43	44	46	47		49	50

NAME _____

DATE _____

A Penguin Problem



1 Show how you solve the problem with pictures, numbers and words.

There are _____ penguins in the water.

There are _____ penguins altogether.

NAME _____

DATE _____

More Penguin Problems

Use pictures, numbers and words to show how you solve each problem.

1 8 penguins



were on the rocks. Twice as many were swimming.



How many were in the water? How many penguins altogether?

There were _____ penguins in the water.

There were _____ penguins altogether.

2 14 penguins



were on the rocks. Half as many were swimming.



How many were in the water? How many penguins altogether?

There were _____ penguins in the water.

There were _____ penguins altogether.

NAME _____

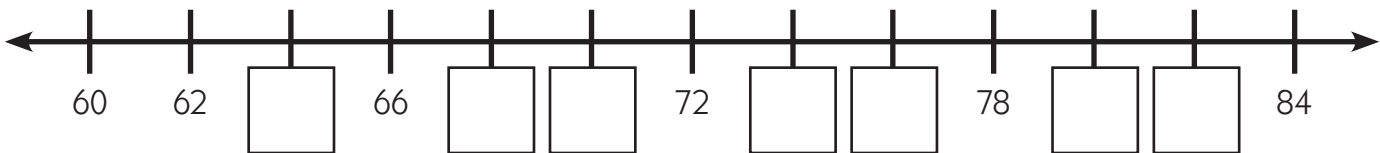
DATE _____

Skip Counting by 2's

1a Fill in the missing numbers.

1	2	3	4	5	6	7	8	9	10
11	12	13		15	16	17		19	20
21		23	24	25		27	28	29	
31	32	33		35	36	37		39	40
41		43	44	45		47	48	49	

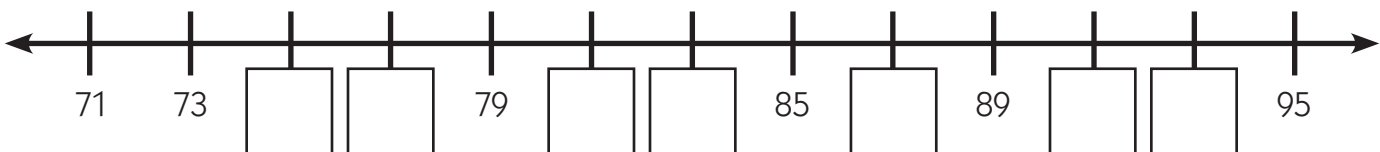
b Write the missing numbers on the line.



2a Fill in the missing numbers.

1	2	3	4	5	6	7	8	9	10
11	12		14	15	16		18	19	20
	22	23	24		26	27	28		30
31	32		34	35	36		38	39	40
	42	43	44		46	47	48		50

b Write the missing numbers on the line.



3 Solve the problems below:

$34 + 2 = \underline{\quad\quad}$

$44 + 2 = \underline{\quad\quad}$

$26 + 2 = \underline{\quad\quad}$

$11 + 2 = \underline{\quad\quad}$

$17 + 2 = \underline{\quad\quad}$

$43 + 2 = \underline{\quad\quad}$

NAME _____

DATE _____


Penguin Challenge Problems



CHALLENGE

Use pictures, numbers and words to show how you solve each problem.

1 9 penguin families



were on shore.

Each family had a father, mother and chick. How many penguins altogether?

There were _____ penguins altogether.

2 There were 36 orange feet



hopping over the rocks.

How many Rockhopper Penguins were there?

There were _____ Rockhopper Penguins.

NAME _____

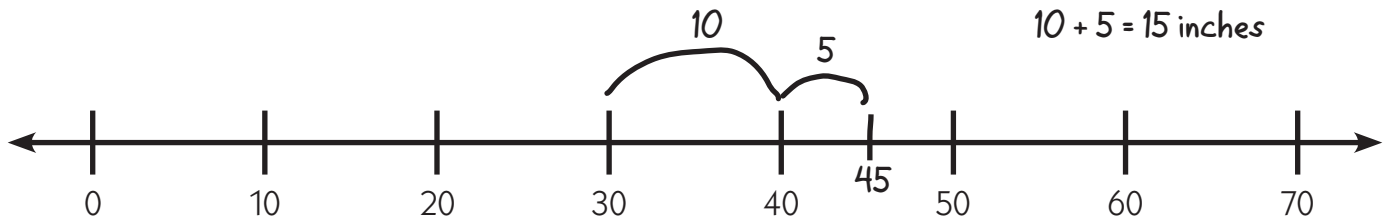
DATE _____

Determining Differences on a Number Line



CHALLENGE

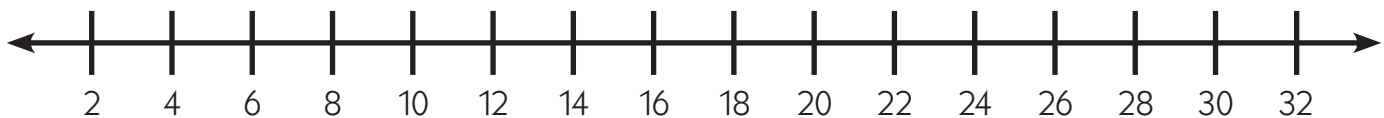
example A Gentoo Penguin is about 30 inches tall. An Emperor Penguin is 45 inches tall. Here are some hops along the number line to show the difference between their heights.



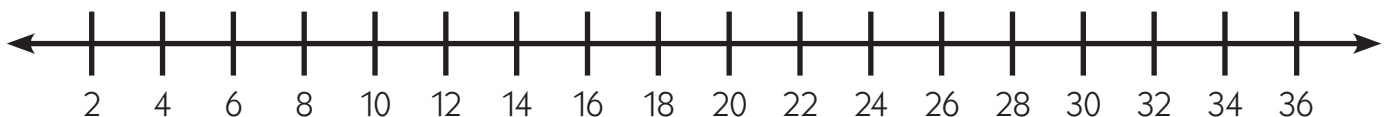
1 King Penguins weigh about 30 pounds. Emperor Penguins weigh about 65 pounds. Take some hops along the number line to find the difference between their weights. Show your hops as you go.



2 Rockhopper Penguins weigh about 6 pounds. King Penguins weigh about 30 pounds. Take some hops along the number line to find the difference between their weights. Show your hops as you go.



3 A Rockhopper Penguin is about 18 inches tall. A King Penguin is about 36 inches tall. Take some hops along the number line to find the difference between their heights. Show your hops as you go.

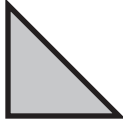









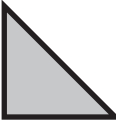




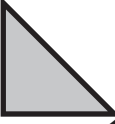







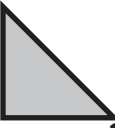


NAME _____

DATE _____

What's Missing?

1 The order of these shapes keeps repeating on this calendar grid. Draw the shape and write the number in each empty space. Will the number go on top or on the bottom?

Sunday	Monday	Tuesday	Wednesday	Thursday	Friday	Saturday
			 1	 2	 3	 4
 5	 6	 7	 8	 9	 10	 11
 12	 13	 14	 15	 16		
 19	 20	 21			 24	
 26	 27	 28			 31	

2 Draw the shape that is on the second Sunday.

3 Draw the shape that is on the fourth Friday.

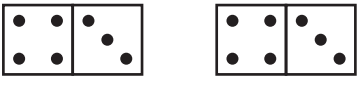
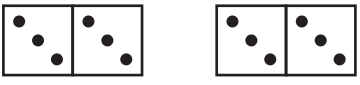
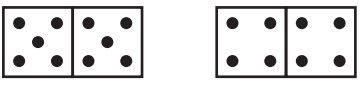
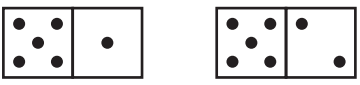
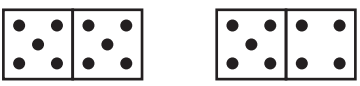
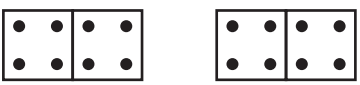
4 Draw the shape that is on the first Monday.

NAME _____

DATE _____

Number Word Match

Write an equation to match the dominoes. Then draw a line to the word that tells how many in all. You won't find a match for every word.

<p>1</p>  <p><u> 7 </u> + <u> 7 </u> = <u> 14 </u></p>	<p>eleven</p> <p>twelve</p> <p>thirteen</p> <p>fourteen</p> <p>fifteen</p> <p>sixteen</p> <p>seventeen</p> <p>eighteen</p> <p>nineteen</p> <p>twenty</p>
<p>2</p>  <p>_____ + _____ = _____</p>	
<p>3</p>  <p>_____ + _____ = _____</p>	
<p>4</p>  <p>_____ + _____ = _____</p>	
<p>5</p>  <p>_____ + _____ = _____</p>	
<p>6</p>  <p>_____ + _____ = _____</p>	

NAME _____

DATE _____

Adding & Subtracting

1 Add.

$$\begin{array}{r} 5 \\ + 5 \\ \hline \end{array}$$

$$\begin{array}{r} 4 \\ + 5 \\ \hline \end{array}$$

$$\begin{array}{r} 3 \\ + 7 \\ \hline \end{array}$$

$$\begin{array}{r} 2 \\ + 3 \\ \hline \end{array}$$

$$\begin{array}{r} 10 \\ + 0 \\ \hline \end{array}$$

$$\begin{array}{r} 5 \\ + 3 \\ \hline \end{array}$$

$$\begin{array}{r} 8 \\ + 2 \\ \hline \end{array}$$

$$\begin{array}{r} 5 \\ + 2 \\ \hline \end{array}$$

$$\begin{array}{r} 9 \\ + 1 \\ \hline \end{array}$$

$$\begin{array}{r} 6 \\ + 3 \\ \hline \end{array}$$

$$\begin{array}{r} 4 \\ + 6 \\ \hline \end{array}$$

$$\begin{array}{r} 1 \\ + 6 \\ \hline \end{array}$$

$3 + 4 + 2 = \underline{\quad\quad\quad}$

$2 + 8 = \underline{\quad\quad\quad}$

$2 + 3 + 5 = \underline{\quad\quad\quad}$

2 Subtract.

$$\begin{array}{r} 9 \\ - 2 \\ \hline \end{array}$$

$$\begin{array}{r} 10 \\ - 3 \\ \hline \end{array}$$

$$\begin{array}{r} 8 \\ - 8 \\ \hline \end{array}$$

$$\begin{array}{r} 10 \\ - 1 \\ \hline \end{array}$$

$$\begin{array}{r} 9 \\ - 3 \\ \hline \end{array}$$

$$\begin{array}{r} 10 \\ - 5 \\ \hline \end{array}$$

$$\begin{array}{r} 10 \\ - 2 \\ \hline \end{array}$$

$$\begin{array}{r} 7 \\ - 3 \\ \hline \end{array}$$

$$\begin{array}{r} 10 \\ - 8 \\ \hline \end{array}$$

$$\begin{array}{r} 10 \\ - 7 \\ \hline \end{array}$$

$$\begin{array}{r} 9 \\ - 5 \\ \hline \end{array}$$

$$\begin{array}{r} 10 \\ - 10 \\ \hline \end{array}$$

$10 - 4 = \underline{\quad\quad\quad}$

$10 - 6 = \underline{\quad\quad\quad}$

$10 - 9 = \underline{\quad\quad\quad}$

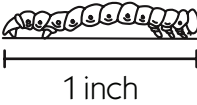
3 True or False? Circle one.

a $3 + 4 = 8$	T	F	b $9 = 3 + 4 + 2$	T	F
c $7 + 5 + 4 = 15$	T	F	d $1 + 2 + 7 = 10$	T	F
e $2 + 3 + 3 = 10$	T	F	f $8 = 3 + 5 + 0$	T	F
g $9 - 3 = 5$	T	F	h $8 - 5 = 2$	T	F
i $10 - 4 = 6$	T	F	j $10 - 8 = 3$	T	F

NAME _____

DATE _____

How Long Is It? Measuring with the Inchworm

This is an inchworm. He is 1 inch long. 

1 Find three things in your room that are about an inch long.

a A _____ is about 1 inch long.


b A _____ is about 1 inch long.

c A _____ is about 1 inch long.

2 Choose *one* of the things you found. Use it to help estimate how long each of these line segments is.



A



B



C

a Line segment A is about _____ inches long.

b Line segment B is about _____ inches long.






c Line segment C is about _____ inches long.

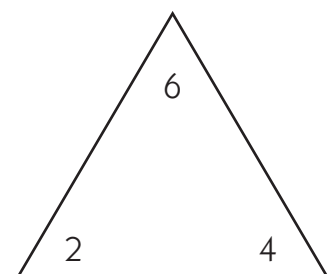
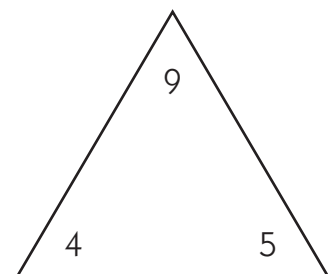
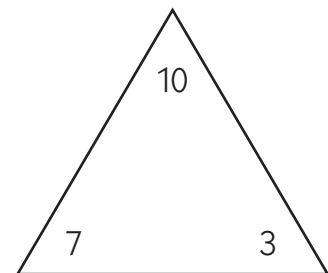
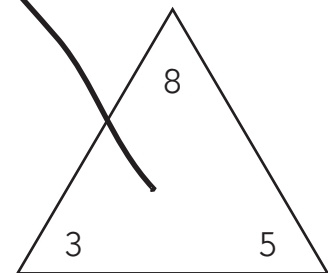
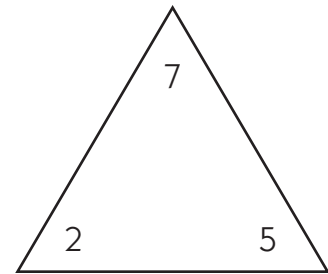
NAME _____

DATE _____

Triangle Fact Families

Draw a line to match each Unifix cube train to its fact family triangle. Then write 2 addition and 2 subtraction sentences to match.

ex	
	$3 + 5 = 8$ $8 - 5 = 3$ $5 + 3 = 8$ $8 - 3 = 5$
1	
2	
3	
4	



NAME _____

DATE _____

Doubles & Halves Addition & Subtraction

1 Add.

$4 + 4 = \underline{\quad}$

$2 + 2 = \underline{\quad}$

$10 + 10 = \underline{\quad}$

$5 + 5 = \underline{\quad}$

$6 + 6 = \underline{\quad}$

$1 + 1 = \underline{\quad}$

$3 + 3 = \underline{\quad}$

$8 + 8 = \underline{\quad}$

$11 + 11 = \underline{\quad}$

$7 + 7 = \underline{\quad}$

$9 + 9 = \underline{\quad}$

$12 + 12 = \underline{\quad}$

2 Subtract.

$8 - 4 = \underline{\quad}$

$12 - 6 = \underline{\quad}$

$20 - 10 = \underline{\quad}$

$10 - 5 = \underline{\quad}$

$18 - 9 = \underline{\quad}$

$2 - 1 = \underline{\quad}$

$14 - 7 = \underline{\quad}$

$6 - 3 = \underline{\quad}$

$1 - 0 = \underline{\quad}$

$4 - 2 = \underline{\quad}$

$16 - 8 = \underline{\quad}$

$22 - 11 = \underline{\quad}$



CHALLENGE

3 Add or subtract.

$$\begin{array}{r} 70 \\ + 70 \\ \hline \end{array}$$

$$\begin{array}{r} 90 \\ + 90 \\ \hline \end{array}$$

$$\begin{array}{r} 60 \\ + 60 \\ \hline \end{array}$$

$$\begin{array}{r} 200 \\ + 200 \\ \hline \end{array}$$

$$\begin{array}{r} 400 \\ + 400 \\ \hline \end{array}$$

$$\begin{array}{r} 300 \\ + 300 \\ \hline \end{array}$$

$$\begin{array}{r} 1,000 \\ + 1,000 \\ \hline \end{array}$$

$$\begin{array}{r} 120 \\ - 60 \\ \hline \end{array}$$

$$\begin{array}{r} 180 \\ - 90 \\ \hline \end{array}$$

$$\begin{array}{r} 140 \\ - 70 \\ \hline \end{array}$$

$$\begin{array}{r} 600 \\ - 300 \\ \hline \end{array}$$

$$\begin{array}{r} 400 \\ - 200 \\ \hline \end{array}$$

$$\begin{array}{r} 800 \\ - 400 \\ \hline \end{array}$$

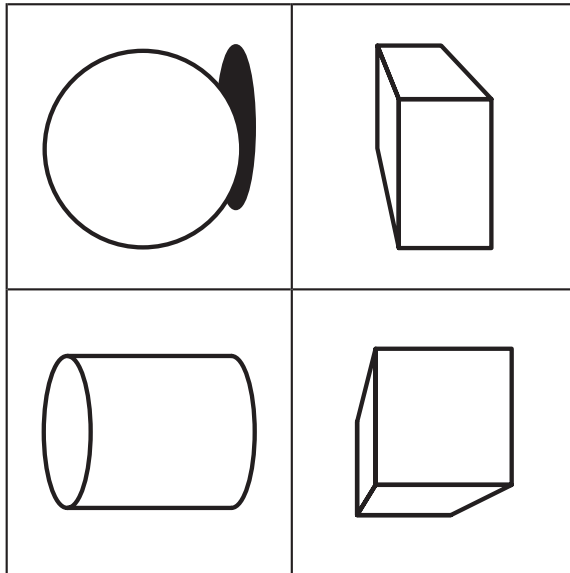
$$\begin{array}{r} 2,000 \\ - 1,000 \\ \hline \end{array}$$

NAME _____ DATE _____

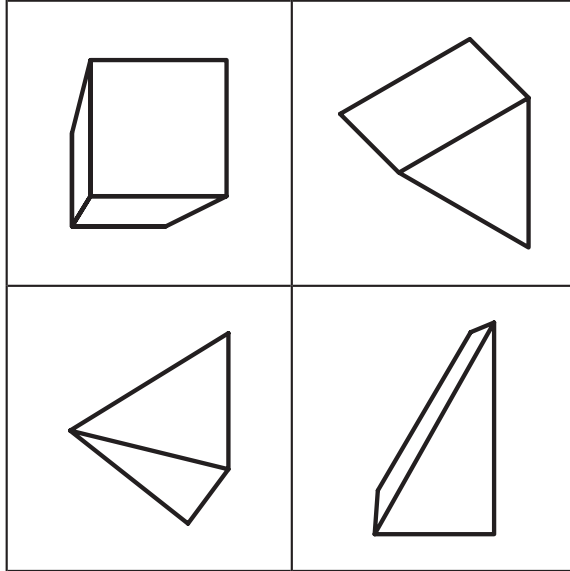
Which Shape Does NOT Belong?

Mark that shape with an X. Then explain why you think the shape does not belong.

1



2









NAME _____

DATE _____

Ways to Make Nine

1 Write an equation that tells about the number of dark and light squares in each quilt block.

<p>a</p>  <p style="font-size: 1.5em; margin-top: 20px;">$9 - 5 = 4$</p>	<p>b</p> 	<p>c</p> 
<p>d</p> 	<p>e</p> 	<p>f</p> 

2 Solve the problems below:

$$\begin{array}{r} 4 \\ + 5 \\ \hline \end{array}$$

$$\begin{array}{r} 2 \\ + 7 \\ \hline \end{array}$$

$$\begin{array}{r} 3 \\ + 6 \\ \hline \end{array}$$

$$\begin{array}{r} 1 \\ + 8 \\ \hline \end{array}$$

$$\begin{array}{r} 9 \\ + 0 \\ \hline \end{array}$$

$$\begin{array}{r} 6 \\ + 3 \\ \hline \end{array}$$

$$\begin{array}{r} 9 \\ - 5 \\ \hline \end{array}$$

$$\begin{array}{r} 9 \\ - 0 \\ \hline \end{array}$$

$$\begin{array}{r} 9 \\ - 3 \\ \hline \end{array}$$

$$\begin{array}{r} 9 \\ - 7 \\ \hline \end{array}$$

$$\begin{array}{r} 9 \\ - 2 \\ \hline \end{array}$$

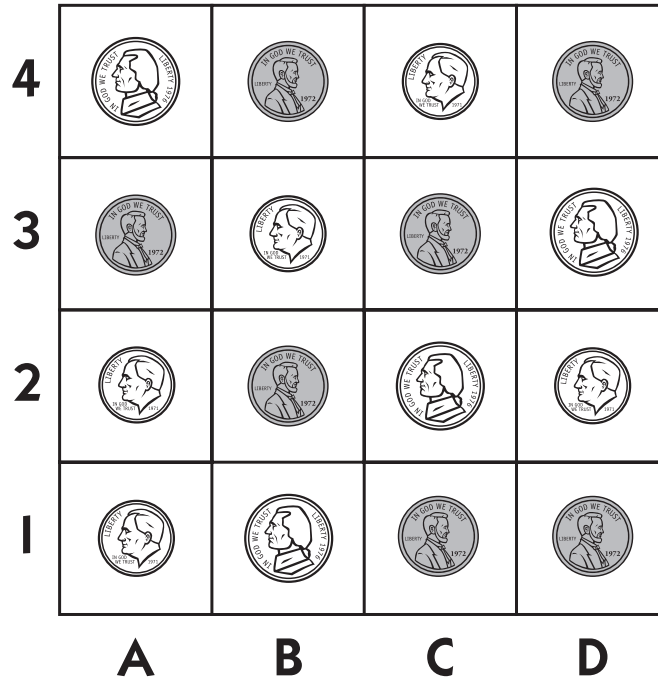
$$\begin{array}{r} 9 \\ - 4 \\ \hline \end{array}$$

NAME _____

DATE _____

Capture the Coins & Count Your Coins

1 Use the coordinates below to figure out which coins you capture. Then count how much money you won.



A, 4 _____ ¢	D, 2 _____ ¢	B, 4 _____ ¢
C, 2 _____ ¢	D, 3 _____ ¢	C, 4 _____ ¢
A, 3 _____ ¢	A, 1 _____ ¢	A, 2 _____ ¢

2 How much money did you win? Show how you figured it out:

I won _____ ¢


NAME _____

DATE _____


Polygons & Nonpolygons

To be in the Polygon Club, all your sides have to be straight. You are not allowed to have *any* curves. Also, all your sides have to meet at the corners. No gaps allowed.

These shapes are in the Polygon Club.



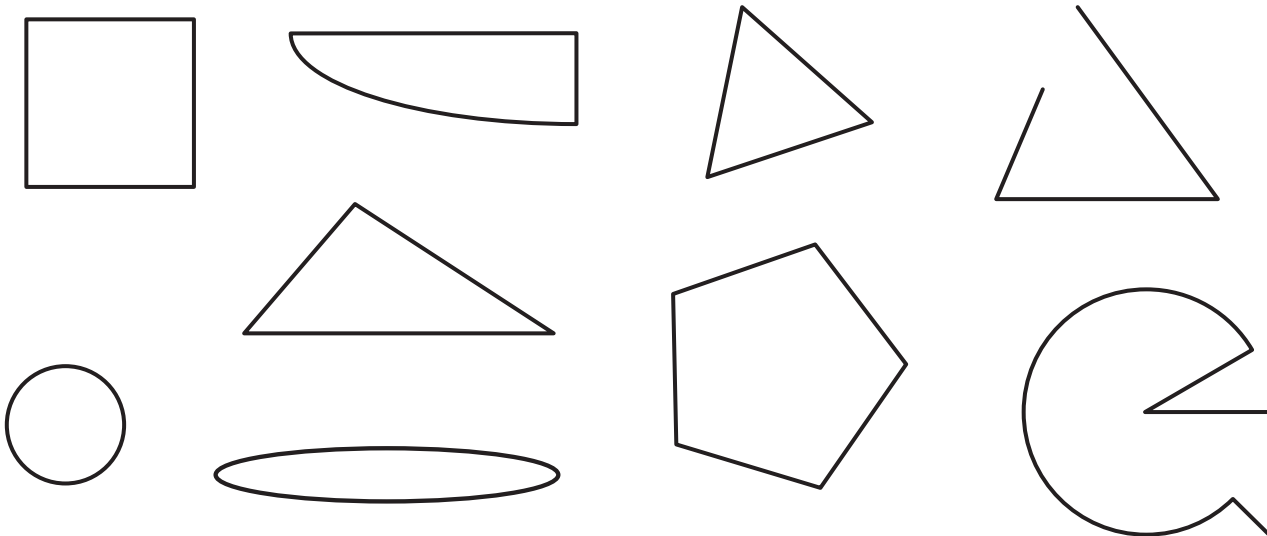
These shapes are not in the Polygon Club. They are called nonpolygons.



1 Look at the shapes below.

a Circle the shapes that belong in the Polygon Club.

b Cross out the shapes that do not belong in the Polygon Club.



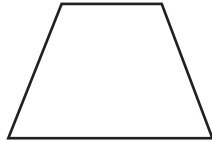
NAME _____

DATE _____

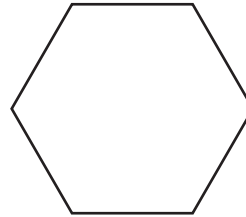
Which Shape Is it? Riddles, page 1




Large Rectangle




Large Trapezoid



Large Hexagon



Large Circle



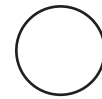
Small Rectangle



Small Trapezoid



Small Hexagon



Small Circle

Read each set of clues to figure out which shape it will be. Draw the shape in the box. Circle the word to tell whether it is a polygon or a nonpolygon.

1 Clues

- My shape has less than six sides.
- My shape has more than three sides.
- My shape is large.
- My shape has 2 slanted sides.

a Draw the shape.

b Circle one: polygon or nonpolygon

2 Clues

- My shape has less than six sides.
- My shape is small.
- My shape does not have 4 sides.
- My shape does not have any straight sides.

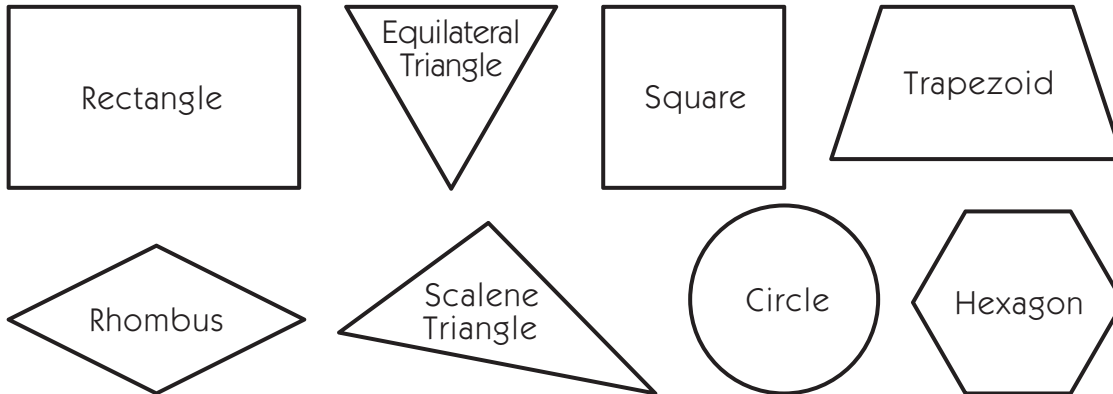
a Draw the shape.

b Circle one: polygon or nonpolygon

NAME _____

DATE _____

Which Shape Is It? Riddles, page 2



Solve the riddles below. Write the name of the shape in each riddle box. Then circle the word to tell if it is a polygon or a nonpolygon.

1 Clues

- My shape has 4 corners.
- My shape has 4 equal sides.
- My shape is not a square.

Can you guess my shape?

a It is a _____.

b Circle one: polygon or nonpolygon

2 Clues

- My shape has 3 sides.
- My shape has 3 corners.
- Each of its sides is a different length.

Can you guess my shape?

a It is a _____.

b Circle one: polygon or nonpolygon

3 Clues

- My shape does not have 4 corners.
- My shape does not have 3 sides.
- My shape has no straight sides.

Can you guess my shape?

a It is a _____.

b Circle one: polygon or nonpolygon

4 Clues

- My shape has more than 3 sides.
- My shape has more than 4 sides.
- My shape has 6 corners.

Can you guess my shape?

a It is a _____.


b Circle one: polygon or nonpolygon

NAME _____


DATE _____

A Farmer's Morning


Farmer Jane gets up at half past four every morning. Fill in the times on these clocks to show the rest of her morning.




1 Milk the cows at 6 o'clock.



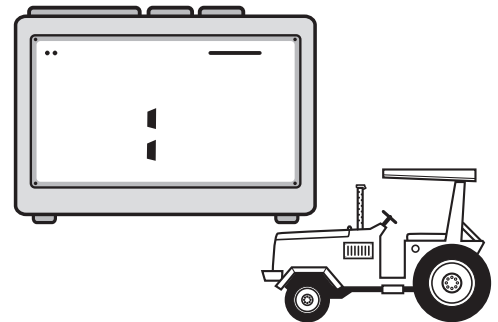
2 Feed the animals at half past seven.



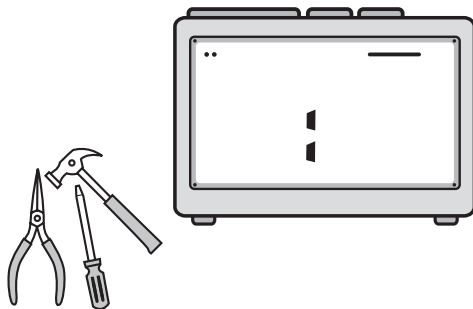
3 Gather the eggs at 8 o'clock.



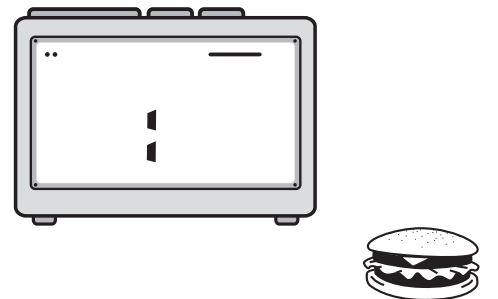
4 Work on the tractor at 9 o'clock.



5 Repair the fence at half past 10.



6 Stop for lunch at half past 11.



NAME _____


DATE _____

A Farmer's Afternoon

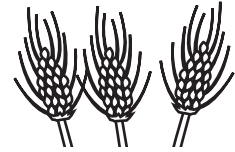


CHALLENGE

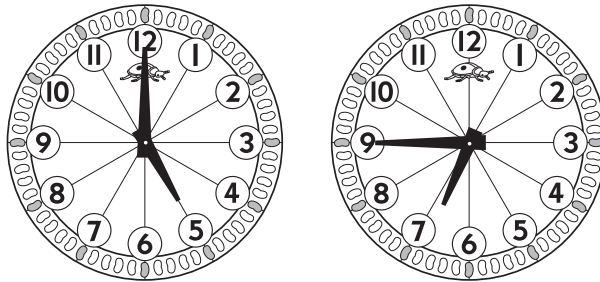
1 The farmer begins harvesting the wheat at 1 o'clock. He stops at 2:30. How long did he work? Show how you figured it out:



The farmer worked for _____.



2 The farmer begins milking the cows and feeding all the animals at 5 o'clock. She finishes at 6:45. How long did she work? Show how you figured it out.



The farmer worked for _____.



NAME _____

DATE _____

Winter Farming Buying Feed for the Animals

1 Use your doubles to solve the problems below:

$2 + 2 = \underline{\hspace{2cm}}$

$20 + 20 = \underline{\hspace{2cm}}$

$40 + 40 = \underline{\hspace{2cm}}$

$3 + 3 = \underline{\hspace{2cm}}$

$30 + 30 = \underline{\hspace{2cm}}$

$60 + 60 = \underline{\hspace{2cm}}$

$4 + 4 = \underline{\hspace{2cm}}$

$40 + 40 = \underline{\hspace{2cm}}$

$80 + 80 = \underline{\hspace{2cm}}$

$5 + 5 = \underline{\hspace{2cm}}$

$50 + 50 = \underline{\hspace{2cm}}$

$100 + 100 = \underline{\hspace{2cm}}$


$6 + 6 = \underline{\hspace{2cm}}$

$60 + 60 = \underline{\hspace{2cm}}$

$120 + 120 = \underline{\hspace{2cm}}$

2 Use pictures, numbers and words to show how you solve the problems.


a The farmer bought 4 fifty pound bags of special horse feed for \$20 a bag. How much did he pay? Show how you figured it out.



The farmer paid _____.



b Round bales of hay sell for \$40 per bale. The farmer bought 8 bales for her cows. How much did she pay? Show how you figured it out.



The farmer paid _____.

NAME _____

DATE _____

Fact Practice

1 Add.

$$\begin{array}{r} 5 \\ + 5 \\ \hline \end{array}$$

$$\begin{array}{r} 4 \\ + 5 \\ \hline \end{array}$$

$$\begin{array}{r} 3 \\ + 7 \\ \hline \end{array}$$

$$\begin{array}{r} 2 \\ + 3 \\ \hline \end{array}$$

$$\begin{array}{r} 10 \\ + 0 \\ \hline \end{array}$$

$$\begin{array}{r} 5 \\ + 3 \\ \hline \end{array}$$

$$\begin{array}{r} 2 \\ + 2 \\ \hline \end{array}$$

$$\begin{array}{r} 8 \\ + 2 \\ \hline \end{array}$$

$$\begin{array}{r} 5 \\ + 2 \\ \hline \end{array}$$

$$\begin{array}{r} 9 \\ + 1 \\ \hline \end{array}$$

$$\begin{array}{r} 6 \\ + 3 \\ \hline \end{array}$$

$$\begin{array}{r} 4 \\ + 6 \\ \hline \end{array}$$

$$\begin{array}{r} 1 \\ + 6 \\ \hline \end{array}$$

$$\begin{array}{r} 4 \\ + 6 \\ \hline \end{array}$$

$4 + 2 = \underline{\quad}$

$2 + 3 + 5 = \underline{\quad}$

$9 + 1 + 0 = \underline{\quad}$

2 Subtract.

$$\begin{array}{r} 9 \\ - 8 \\ \hline \end{array}$$

$$\begin{array}{r} 10 \\ - 0 \\ \hline \end{array}$$

$$\begin{array}{r} 8 \\ - 4 \\ \hline \end{array}$$

$$\begin{array}{r} 10 \\ - 1 \\ \hline \end{array}$$

$$\begin{array}{r} 9 \\ - 3 \\ \hline \end{array}$$

$$\begin{array}{r} 10 \\ - 5 \\ \hline \end{array}$$

$$\begin{array}{r} 5 \\ - 4 \\ \hline \end{array}$$

$$\begin{array}{r} 10 \\ - 2 \\ \hline \end{array}$$

$$\begin{array}{r} 7 \\ - 3 \\ \hline \end{array}$$

$$\begin{array}{r} 10 \\ - 9 \\ \hline \end{array}$$

$$\begin{array}{r} 8 \\ - 7 \\ \hline \end{array}$$

$$\begin{array}{r} 6 \\ - 3 \\ \hline \end{array}$$

$$\begin{array}{r} 10 \\ - 10 \\ \hline \end{array}$$

$$\begin{array}{r} 7 \\ - 6 \\ \hline \end{array}$$

$6 - 4 = \underline{\quad}$

$8 - 6 = \underline{\quad}$

$10 - 9 = \underline{\quad}$
































3 $5 + 5$ is one way to make 10. $12 - 2$ is another way to make 10. Think of some other ways to make 10. Write at least 10 different ways to make 10 in the box.

NAME _____

DATE _____

North, South, East & West on the Farm

Here is a map of Strawberry Farm.

Strawberry Farm					Compass Key	
					North West  East South	
						
		N  S			Map Key  farm house  garden  barn  apple orchard  horse pasture  berry field  duck pond	
						
						
						

1 Andy is standing in the middle square with his compass. Which way will he have to walk to get to the farm house? Circle the answer.

North South East West

2 Ann is standing in the middle square with her compass. Which way will she have to walk to get to the barn? Circle the answer.

North South East West

3 Grandma is in the apple orchard. Which way will she have to walk to get to the horse pasture? Circle the answer.

North South East West

4 Grandpa is in the house. Which way will he have to walk to get to the duck pond? Circle the answer.






























North South East West

NAME _____

DATE _____

A Visit to Strawberry Farm

The first graders are going on a trip to Strawberry Farm. Read the map to help them find their way around.

Strawberry Farm					Compass Key	
					North West  East South	
						
					Map Key  farm house  garden  barn  apple orchard  horse pasture  berry field  duck pond	
						
						

1 The class started at the farm house. They walked 1 square south. Where were they then? Circle the answer.



2 The class went to the barn. Then they walked 4 squares north and 1 square east. Where were they then? Circle the answer.



3 The kids are in the horse pasture. They want to get to the duck pond. Which direction do they have to walk?

North

South

East

West

4 The kids are in the apple orchard. They want to get to the garden. Which direction do they have to walk?

North

South

East

West

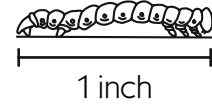
NAME _____

DATE _____

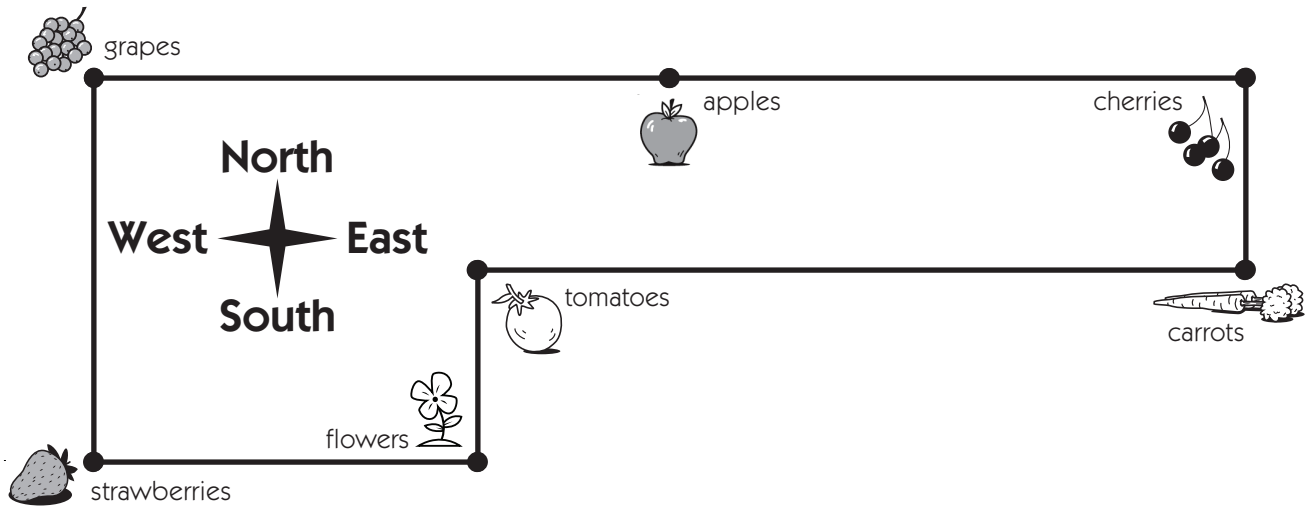
Little Inchworm's Garden

1 Little Inchworm is 1 inch long. Find something in your room that is about 1 inch long.

A _____ is about 1 inch long.



2 Use your 1 inch measure to help find out about how many inches Little Inchworm has to crawl to get from one part of his garden to another. Tell what direction he has to crawl. Sometimes he will have to go one direction and then another. He has to stay on the paths.



From	To	How Many Inches?	What Direction(s)?
a			
b			
c			
d			
e			

NAME _____

DATE _____

Half Dollars



This is a half dollar. It is worth 50 cents. People write 50¢ or \$0.50 to show its value.

1 How many pennies does it take to make a half dollar? _____



2 How many nickels does it take to make a half dollar? _____



Show your work.

3 How many dimes does it take to make a half dollar? _____



Show your work.

4 How many quarters does it take to make a half dollar? _____



Show your work.

5 In each box, circle the coins you need to make 50¢.

a

b


c

NAME _____

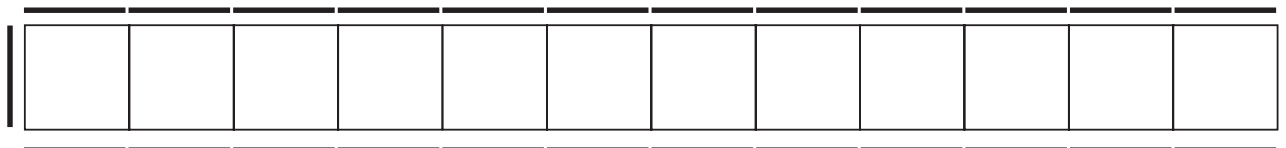
DATE _____

Horses, Land & Fences

Price List	
Horses	\$11 each
Land Squares	\$10 each
Linear Units of Fence	\$1 each




1 Your grandparents bought 2 horses. If they lay out their land squares in a long 1×12 rectangle, what will their total cost be for the land, horses and fencing? Show your work.



Their total cost will be _____.

2 Your grandparents bought 2 horses. If they lay out their land squares in a 3×4 rectangle, what will their total cost be for the land, horses and fencing? Show your work.



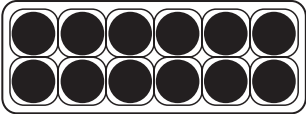
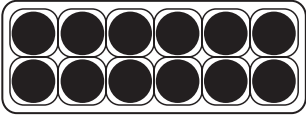
Their total cost will be _____.

NAME _____

DATE _____

Selling Your Farm Products

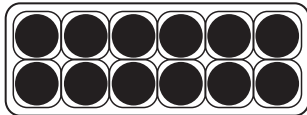
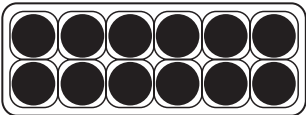
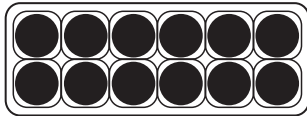
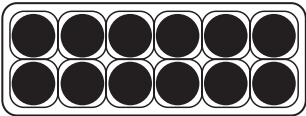
1 Your hens are laying lots of eggs. Your neighbor bought two dozen eggs. How many eggs did she buy? Show how you figured it out.




She bought _____ eggs.



2 Another neighbor bought four dozen eggs. How many eggs did she buy? Show how you figured it out.







She bought _____ eggs.



3 Your apples are ripe. You are selling them for 25¢ each. Fill in the boxes below to show what you'll charge for 1, 2, 3 or 4 apples:

Number of Apples

Price

one		<input type="text"/>
two		<input type="text"/>
three		<input type="text"/>
four		<input type="text"/>

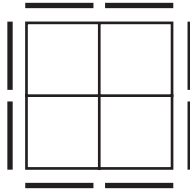

NAME _____

DATE _____

Computation on a Number Chart

Price List	
Pigs	\$9 each
Land Squares	\$10 each
Linear Units of Fence	\$1 each

You bought 2 pigs, 4 land squares and 8 linear units of fence.



1 Color in the Number Chart to show how much you spent.

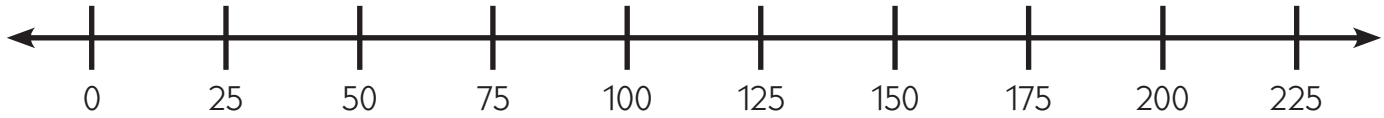
2 I spent \$ _____ for my pigs, land and fence.





NAME _____

DATE _____

Daily Milk Production

1 “Best” cows produce 25 gallons of milk per day. Use the number line below to help you fill in the chart and solve the problems below:



One 	_____ gallons
Two 	_____ gallons
Three 	_____ gallons
Four 	_____ gallons

2 Solve the problems below. Remember to show your work.

a How many gallons can 6 “best” cows produce each day?	_____ gallons
b How many gallons would 8 “best” cows produce each day?	_____ gallons